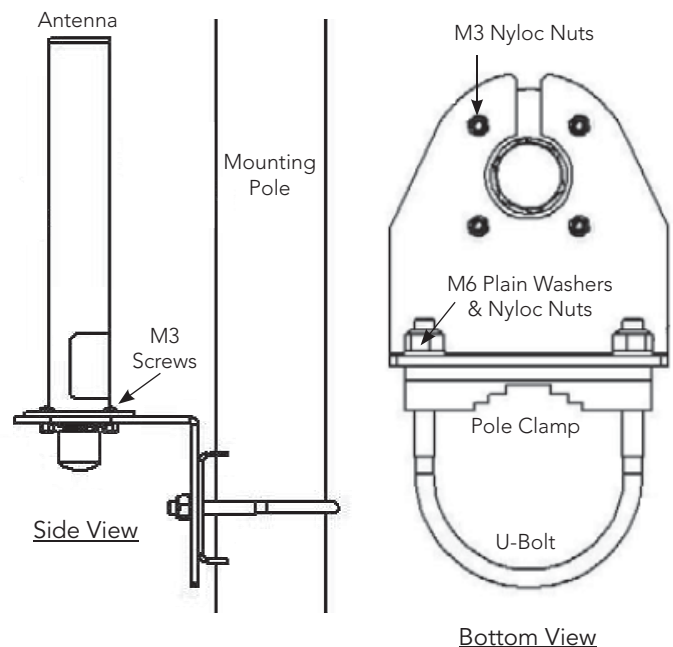
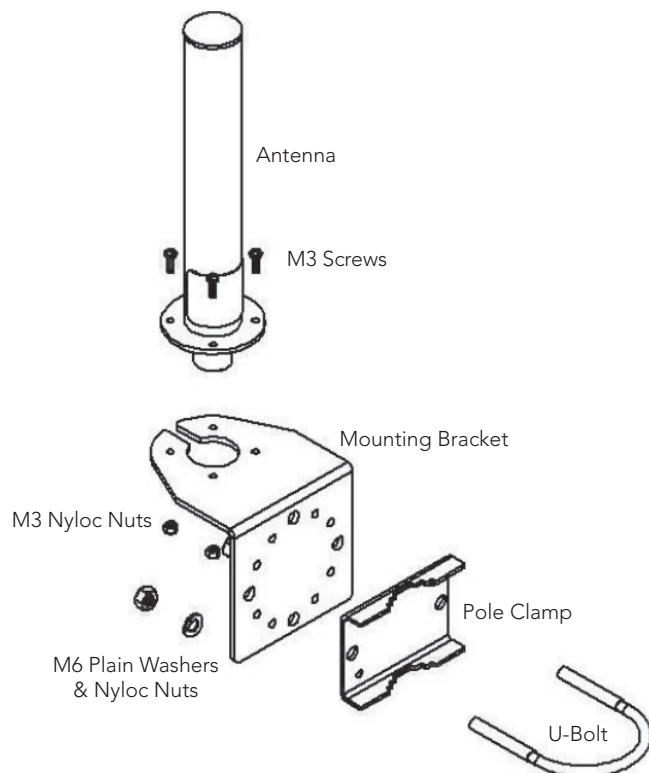
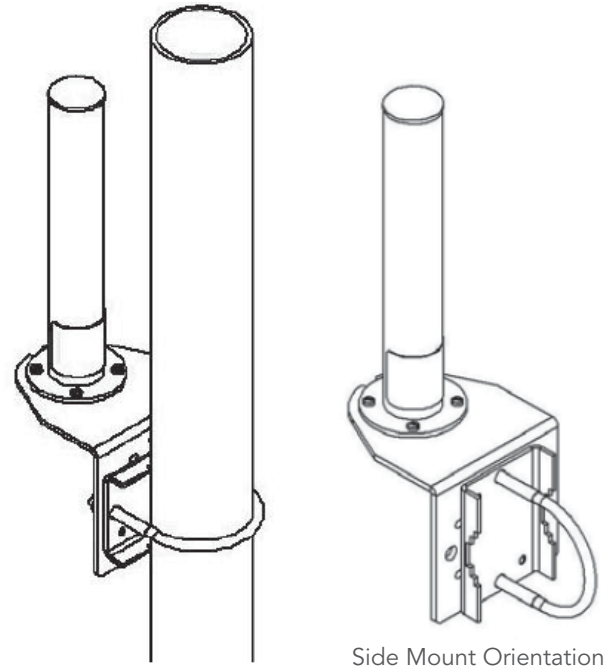


XSL9254317

Pole Mounting Kit for Small Omni Antennas

Mounting Instructions		
Step 1	Place U-Bolt and Pole Clamp on pole, then place Mounting Bracket onto U-Bolt. Assemble M6 Plain Washers and thread on M6 Nyloc Nuts to finger tight.	
Step 2	Align holes on antenna with top holes of mounting bracket. Place M3 screws through antenna base and bracket. Assemble M3 Nyloc Nuts and tighten to 5.9N-m.	
Step 3	Adjust assembly to proper orientation and tighten finished assembly to pole securely.	
Mechanical Characteristics		
Weight	0.204 kg (0.5 lbs)	
Fits Pipe Diameter	30-53 mm (1.2-2.1 in)	
Parts List	Description	Quantity
Item 1	M3 x 12mm Socket Head Cap Screws	4
Item 2	M3 Nyloc Nuts	4
Item 3	M6 Plain Washers	2
Item 4	M6 Nyloc Nuts	2
Item 5	U-Bolt	1
Item 6	Pole Clamp	1
Item 7	Mounting Bracket	1



Quoted performance parameters are provided to offer typical or range values only and may vary as a result of normal manufacturing and operational conditions. Extreme operational conditions and/or stress on structural supports is beyond our control. Such conditions may result in damage to this product. Improvements to product may be made without notice.