

# WPA-70063-8CF-EDIN-X

Single Band | Panel Antenna | V-Pol | 63° | 18.6 dBi | Fixed Tilt

- Single band, panel antenna with fixed electrical tilt

## Ordering Options

When ordering, replace the "X" in the model number with the electrical downtilt. Select from the options listed in the Electrical Downtilt section below.

Electrical Characteristics		696-960 MHz	
Frequency Bands		696-806 MHz	806-960 MHz
Polarization		Vertical	
Horizontal Beamwidth		65°	63°
Vertical Beamwidth		9°	7°
Gain		18.1 dBi	18.6 dBi
Electrical Downtilt		(X) 0, 2	
Impedance		50Ω	
IM3 (2x20W carrier)		-147 dBc	
Upper Sidelobe Suppression (0°)		-19.5 dB	-18.7 dB
Front-to-Back Ratio (±30°)		-32.7 dB	-33.2 dB
VSWR		1.5:1	
Null Fill		5% (-26.02 dB)	
Input Power		500 W	
Total Number of Connectors		Antenna has 1 connector located on the center (back) of the antenna	
Connectors Per Band	696-960 MHz	1 Connector, Elongated 7/16-DIN Female (EDIN)	
Lightning Protection		Direct Ground	

## Mechanical Characteristics


Dimensions (Length x Width x Depth)		2404 x 285 x 130 mm	94.6 x 11.2 x 5.1 in
Depth with z-brackets		170 mm	6.7 in
Weight without Mounting Brackets		12.4 kg	27.2 lbs
Wind Area	Front	0.68 m <sup>2</sup>	7.4 ft <sup>2</sup>
	Side	0.36 m <sup>2</sup>	3.9 ft <sup>2</sup>
Survival Wind Speed		>201 km/hr	> 125 mph
Wind Load (161 km/hr or 100 mph)	Front	1009 N	227 lbf
	Side	639 N	144 lbf



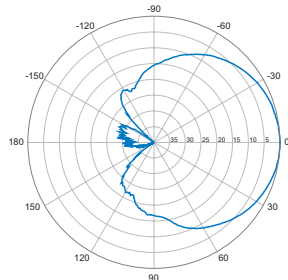
Quoted performance parameters are provided to offer typical, peak or range values only and may vary as a result of normal testing, manufacturing and operational conditions. Extreme operational conditions and/or stress on structural supports is beyond our control. Such conditions may result in damage to this product. Improvements to products may be made without notice.

# WPA-70063-8CF-EDIN-X

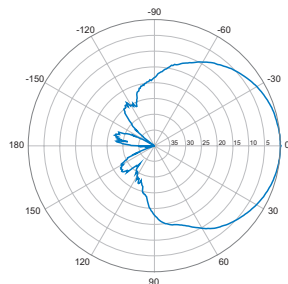
Single Band | Panel Antenna | V-Pol | 63° | 18.6 dBi | Fixed Tilt

Mounting Options	Part Number	Image	Fits Pipe Diameter	Weight
All mounting bracket kits are ordered separately unless otherwise indicated. Select from the options listed below.				
3-Point Mounting and Downtilt Bracket Kit	36210008		40-115 mm 1.57-4.5 in	6.9 kg 15.2 lbs

WPA-70063-8CF-EDIN-X

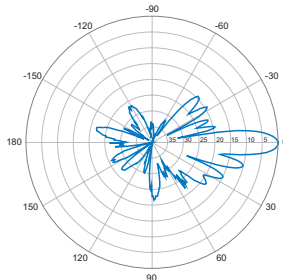


Horizontal | 750 MHz

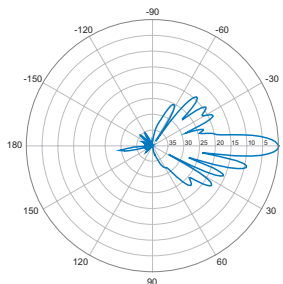


Horizontal | 850 MHz

WPA-70063-8CF-EDIN-0

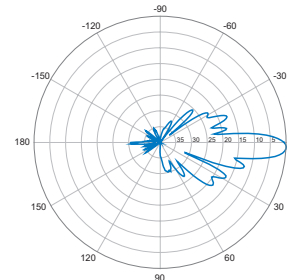


0° | Vertical | 750 MHz

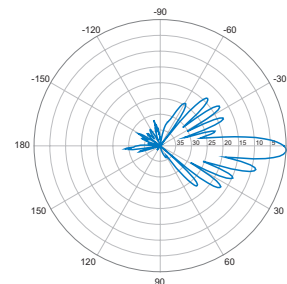


0° | Vertical | 850 MHz

WPA-70063-8CF-EDIN-2



2° | Vertical | 750 MHz



2° | Vertical | 850 MHz

Quoted performance parameters are provided to offer typical, peak or range values only and may vary as a result of normal testing, manufacturing and operational conditions. Extreme operational conditions and/or stress on structural supports is beyond our control. Such conditions may result in damage to this product. Improvements to products may be made without notice.