

WPA-70040-8CF-EDIN-X

Single Band | Panel Antenna | V-Pol | 40° | 20.1 dBi | Fixed Tilt

- Single band, panel antenna with fixed electrical tilt

Ordering Options

When ordering, replace the "X" in the model number with the electrical downtilt. Select from the options listed in the Electrical Downtilt section below.

Electrical Characteristics		696-960 MHz	
Frequency Bands		696-806 MHz	806-960 MHz
Polarization		Vertical	
Horizontal Beamwidth		42°	40°
Vertical Beamwidth		9°	7°
Gain		19.6 dBi	20.1 dBi
Electrical Downtilt		(X) 2	
Impedance		50Ω	
IM3 (2x20W carrier)		-147 dBc	
Upper Sidelobe Suppression (0°)		-15.9 dB	-13.1 dB
Front-to-Back Ratio (±30°)		-37.7 dB	-37.1 dB
VSWR		1.5:1	
Null Fill		5% (-26.02 dB)	
Input Power		500 W	
Total Number of Connectors		Antenna has 1 connector located on the center (back) of the antenna	
Connectors Per Band	696-960 MHz	1 Connector, Elongated 7/16-DIN Female (EDIN)	
Lightning Protection		Direct Ground	

Mechanical Characteristics


Dimensions (Length x Width x Depth)		2406 x 606 x 200 mm	94.7 x 23.9 x 7.9 in
Depth with z-brackets		240 mm	9.4 in
Weight without Mounting Brackets		20 kg	44.1 lbs
Wind Area	Front	1.46 m ²	15.7 ft ²
	Side	0.48 m ²	5.2 ft ²
Survival Wind Speed		> 201 km/hr	> 125 mph
Wind Load (161 km/hr or 100 mph)	Front	2077 N	467 lbf
	Side	729 N	164 lbf

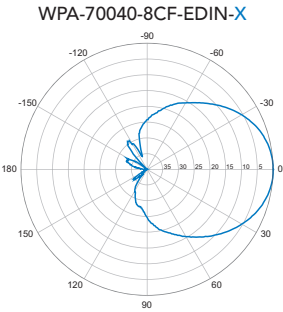


Quoted performance parameters are provided to offer typical, peak or range values only and may vary as a result of normal testing, manufacturing and operational conditions. Extreme operational conditions and/or stress on structural supports is beyond our control. Such conditions may result in damage to this product. Improvements to products may be made without notice.

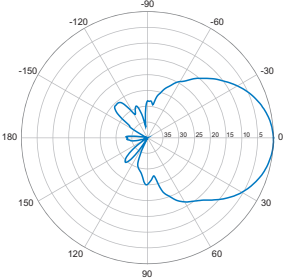
WPA-70040-8CF-EDIN-X

Single Band | Panel Antenna | V-Pol | 40° | 20.1 dBi | Fixed Tilt

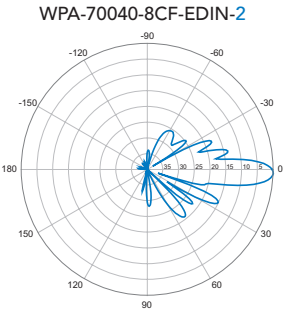
Mounting Options	Part Number	Image	Fits Pipe Diameter	Weight
All mounting bracket kits are ordered separately unless otherwise indicated. Select from the options listed below.				
3-Point Mounting and Downtilt Bracket Kit	36210008		40-115 mm 1.57-4.5 in	6.9 kg 15.2 lbs



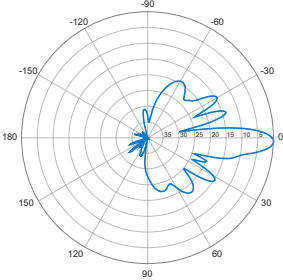
Horizontal | 750 MHz



Horizontal | 850 MHz



2° | Vertical | 750 MHz



2° | Vertical | 850 MHz

Quoted performance parameters are provided to offer typical, peak or range values only and may vary as a result of normal testing, manufacturing and operational conditions. Extreme operational conditions and/or stress on structural supports is beyond our control. Such conditions may result in damage to this product. Improvements to products may be made without notice.