

WBX065X17x050


Single Band | Panel Antenna | X-Pol | 65° | 17.0 dBi | Variable Tilt

- Single band, X-Pol, variable tilt, panel antenna
- Variable electrical tilt range of 0°-10°
- Patented internal RET actuator adds no additional length to the antenna
- Available in Manual and Remote AISG v1.1 or 3GPP/AISG v2.0 versions

Ordering Options	Model Number
When ordering, replace "x" in the model number with one of the options listed below.	
Manual Electrical Tilt	WBX065X17M050
Remote Electrical Tilt AISG v1.1	WBX065X17R050
Remote Electrical Tilt AISG v2.0 / 3GPP	WBX065X17R050G

Mounting bracket kits and other accessories are ordered separately unless otherwise indicated.




Electrical Characteristics	1710-2170 MHz		
	1710-1880 MHz	1850-1990 MHz	1900-2170 MHz
Frequency Bands	1710-1880 MHz	1850-1990 MHz	1900-2170 MHz
Polarization	±45°		
Horizontal Beamwidth	69°	66°	63°
Vertical Beamwidth	8.6°	8.0°	7.4°
Gain	16.2 dBi	16.6 dBi	17.0 dBi
Electrical Downtilt	0-10°		
Impedance	50Ω		
VSWR	< 1.4:1		
Upper Sidelobe Suppression	< -18 dB		
Front-to-Back Ratio	> 25 dB		
Isolation Between Ports	> 30 dB		
IM3 (2x20W carrier)	< -153 dBc		
Input Power	160 W		
Connectors, Type, Location	2 Connectors / 7/16-DIN Female / Bottom		
Diplexed	No		
Lightning Protection	Direct Ground		
Operating Temperature	-40° to +60° C (-40° to +140° F)		
Mechanical Characteristics			
Dimensions (Length x Width x Depth)	1390 x 157 x 69 mm		54.7 x 6.2 x 2.7 in
Weight without Mounting Brackets	6.4 kg		14.1 lbs
Survival Wind Speed	241 km/hr		150 mph
Wind Loads (160 km/hr or 100 mph)	Front	288 N	65 lbf
	Side	125 N	28 lbf



Quoted performance parameters are provided to offer typical or range values only and may vary as a result of normal manufacturing and operational conditions. Extreme operational conditions and/or stress on structural supports is beyond our control. Such conditions may result in damage to this product. Improvements to product may be made without notice.

WBX065X17x050

Single Band | Panel Antenna | X-Pol | 65° | 17.0 dBi | Variable Tilt

Electrical Downtilt Control				
Electrical downtilt can be controlled with the tilt indicator knob located at the bottom face of antenna.				
Manual Electrical Tilt (MET) Control	A knob at the end of the tilt indicator allows change of the tilt without need of a tool.			
Remote Electrical Tilt (RET) Control	The remote control of the electrical tilt is managed by an internal RET module totally inserted at the bottom of the antenna. This module does not add any additional length at the bottom of the antenna. The tilt angle indicator always remains visible and the antenna still has manual tilt control (manual override).			
RET Module	The RET module is factory installed and does not need to be ordered separately.			
	Part Number for AISG v1.1 protocol:	RETU-CA01	One unit installed in WBX065X17R050	
	Part Number for 3GPP/AISG v2.0 protocol:	RETU-CG01	One unit installed in WBX065X17R050G	
Important Installation Instructions 	Do not install the antenna with the connectors facing upward.			
Mounting Options	Part Number	Image	Fits Pipe Diameter	Weight
All mounting bracket kits are ordered separately unless otherwise indicated. Select from the options listed below.				
2-Point Scissor Tilt Bracket Kit - Mounting & Downtilt (Included)	MKS05T03		40-115 mm 1.6-4.5 in	4.1 kg 9.1 lbs
2-Point Bar Tilt Bracket Kit	MKS05T04		40-115 mm 1.6-4.5 in	4.0 kg 8.8 lbs

Quoted performance parameters are provided to offer typical or range values only and may vary as a result of normal manufacturing and operational conditions. Extreme operational conditions and/or stress on structural supports is beyond our control. Such conditions may result in damage to this product. Improvements to product may be made without notice.

WBX065X17x050

Single Band | Panel Antenna | X-Pol | 65° | 17.0 dBi | Variable Tilt

Bottom View of Antenna	Dimensions
------------------------	------------



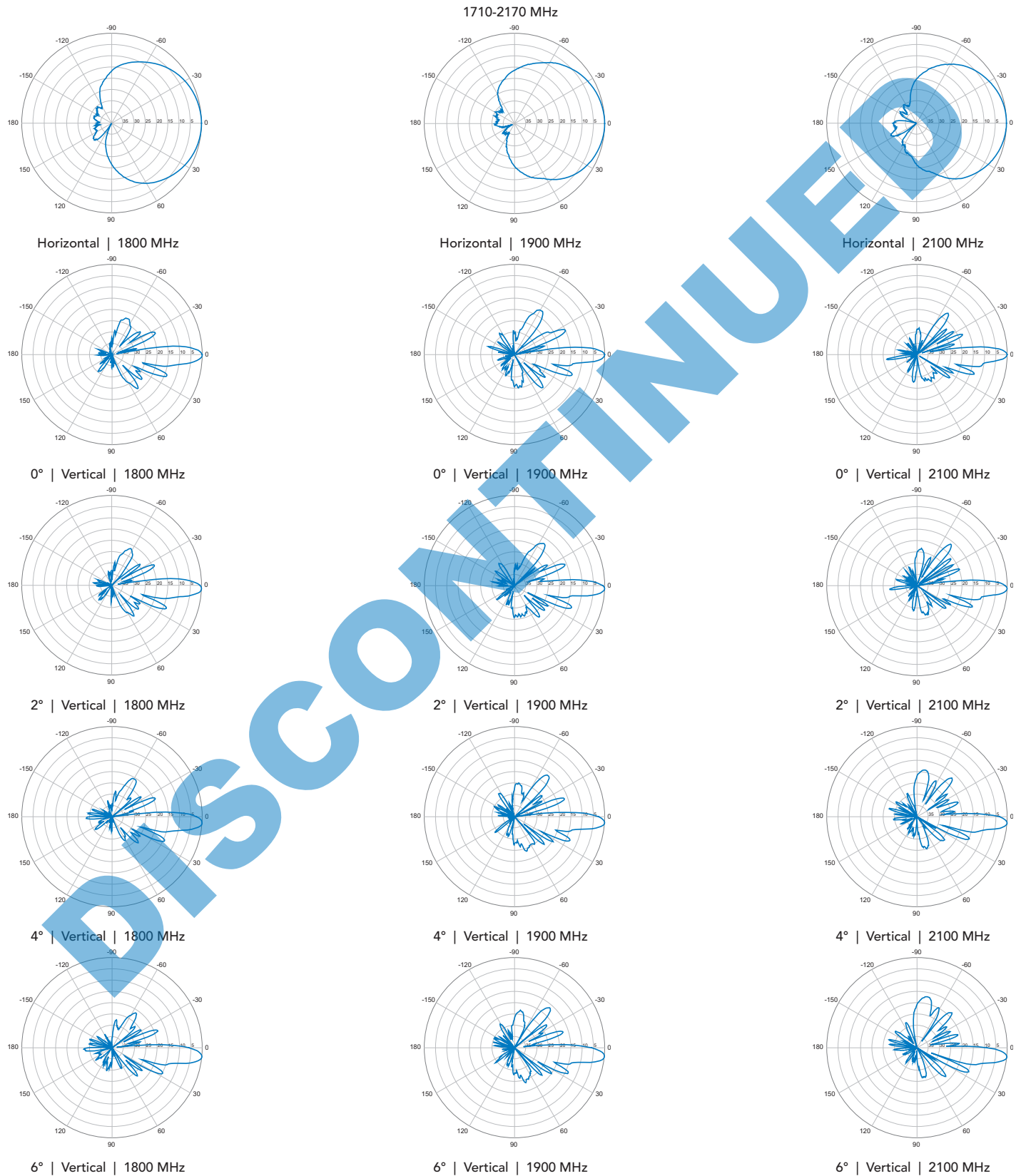
NO
IMAGE
AVAILABLE
COMING
SOON

DISCONTINUED

Quoted performance parameters are provided to offer typical or range values only and may vary as a result of normal manufacturing and operational conditions. Extreme operational conditions and/or stress on structural supports is beyond our control. Such conditions may result in damage to this product. Improvements to product may be made without notice.

WBX065X17x050

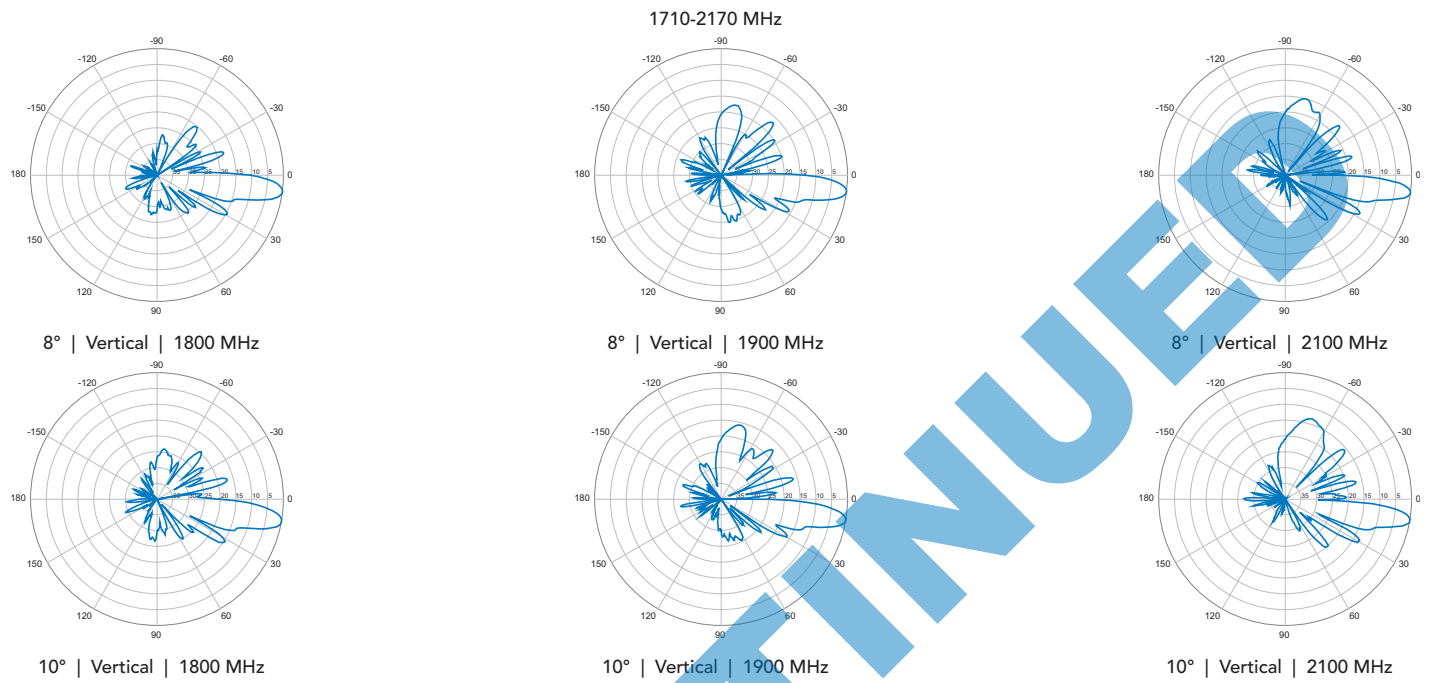
Single Band | Panel Antenna | X-Pol | 65° | 17.0 dBi | Variable Tilt



Quoted performance parameters are provided to offer typical or range values only and may vary as a result of normal manufacturing and operational conditions. Extreme operational conditions and/or stress on structural supports is beyond our control. Such conditions may result in damage to this product. Improvements to product may be made without notice.

WBX065X17x050

Single Band | Panel Antenna | X-Pol | 65° | 17.0 dBi | Variable Tilt



Quoted performance parameters are provided to offer typical or range values only and may vary as a result of normal manufacturing and operational conditions. Extreme operational conditions and/or stress on structural supports is beyond our control. Such conditions may result in damage to this product. Improvements to product may be made without notice.