

W65-19-x06

Single Band | Panel Antenna | X-Pol | 65° | 19.5 dBi | Variable Tilt

- Single band, X-Pol, variable tilt, panel antenna
- MET and RET versions, AISG v1.1 or 3GPP/AISG v2.0
- External RET unit
- Features an adjustable mounting bracket channel for custom mounting in any situation




Ordering Options	Model Number		
When ordering, replace "x" in the model number with one of the options listed below.			
Manual Electrical Tilt	W65-19-A06		
Remote Electrical Tilt AISG v1.1	W65-19-R06		
Remote Electrical Tilt AISG v2.0 / 3GPP	W65-19-R06G		
Mounting bracket kits and other accessories are ordered separately.			
Electrical Characteristics	1710-2170 MHz		
Frequency Bands	1710-1880 MHz	1850-1990 MHz	1900-2170 MHz
Polarization	±45°		
Horizontal Beamwidth	67°	65°	63°
Vertical Beamwidth	4.8°	4.6°	4.5°
Gain	18.5 dBi	19.0 dBi	19.5 dBi
Electrical Downtilt	0-6°		
Impedance	50Ω		
VSWR	< 1.4:1		
Upper Sidelobe Suppression	< -20 dB		
Front-to-Back Ratio	> 30 dB		
In-Band Isolation	> 30 dB		
IM3 (2x20W carrier)	< -153 dBc		
Input Power	200 W		
Connectors Per Band, Type, Location	2 Connectors / 7/16-DIN Female / Bottom		
Diplexed	No		
Lightning Protection	Direct Ground		
Operating Temperature	-40° to +60° C (-40° to +140° F)		
Mechanical Characteristics			
Dimensions (Length x Width x Depth): MET	1935 x 170 x 100 mm	76.2 x 6.7 x 3.9 in	
Dimensions (Length x Width x Depth): RET	2113 x 170 x 100 mm	83.2 x 6.7 x 3.9 in	
Weight without Mounting Brackets: MET	11 kg	24 lbs	
Weight without Mounting Brackets: RET	12 kg	27 lbs	
Survival Wind Speed	241 km/hr	150 mph	
Wind Loads (161 km/hr or 100 mph)	Front	402 N	90 lbf
	Side	234 N	53 lbf



Quoted performance parameters are provided to offer typical or range values only and may vary as a result of normal manufacturing and operational conditions. Extreme operational conditions and/or stress on structural supports is beyond our control. Such conditions may result in damage to this product. Improvements to product may be made without notice.

W65-19-x06

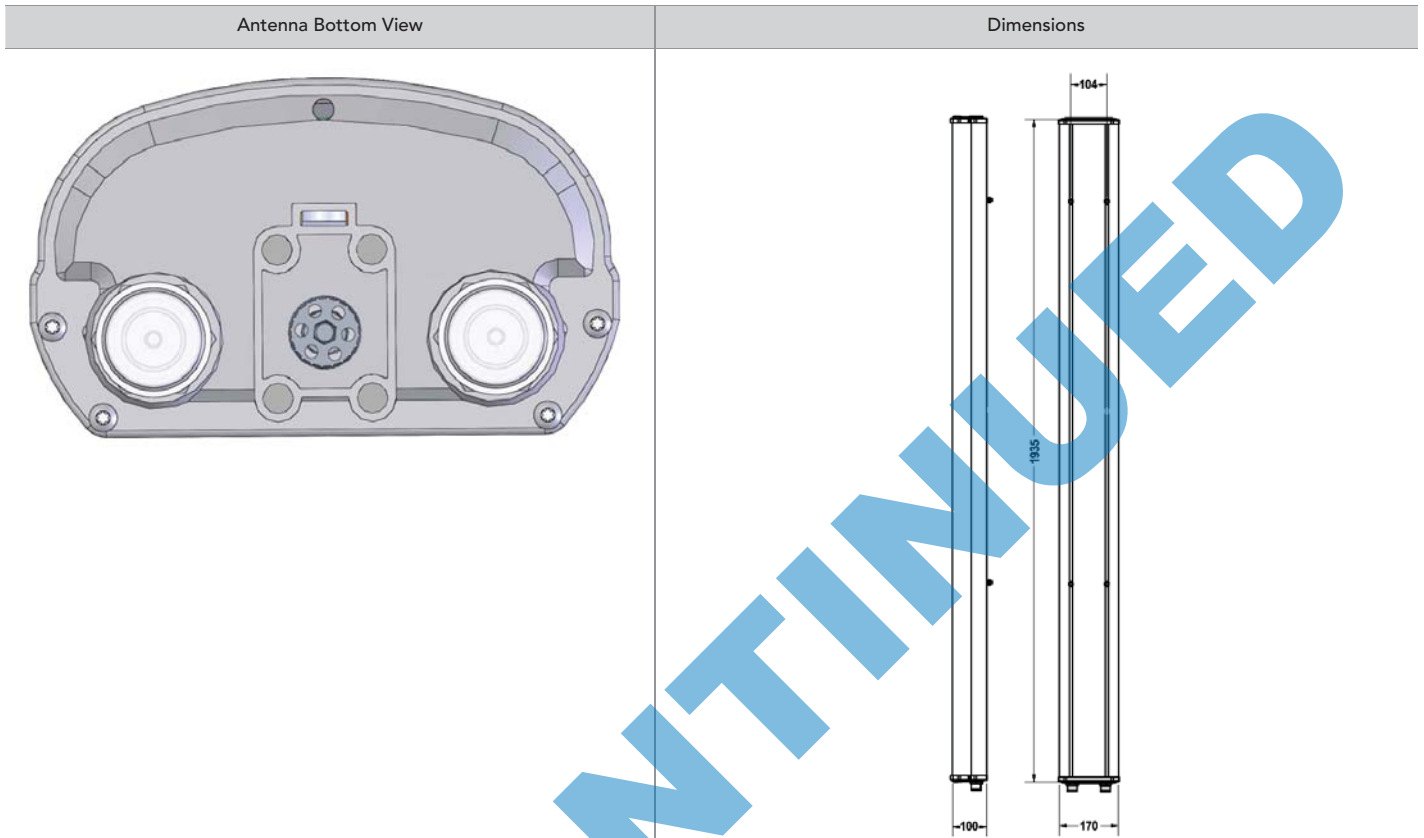
Single Band | Panel Antenna | X-Pol | 65° | 19.5 dBi | Variable Tilt

Electrical Downtilt Control				
Manual Electrical Tilt (MET) Control	A knob located at the bottom of the antenna allows change of the tilt. The knob is accessed by removing two hex-head screws on adjustment knob cover. After adjustment is made cover must be replaced and the hex-head screws re-tightened. Manual control is only available if W65-19-A06 antenna version is ordered.			
Remote Electrical Tilt (RET) Control	The remote control of the electrical tilt is managed by an external RET module. The external remote control unit (RCU) adds an additional 170 mm (6.7 in) of length at the bottom of the antenna. When the RCU is attached to the antenna no manual electrical tilt control is available.			
RET Module	The RET module is factory installed and does not need to be ordered separately.			
	Part Number for AISG v1.1 protocol:	RETU-EB01	One unit installed in W65-19-R06	
	Part Number for 3GPP/AISG v2.0 protocol:	RETU-EG01	One unit installed in W65-19-R06G	
Important Installation Instructions 	Do not install the antenna with the connectors facing upward.			
Mounting Options	Part Number	Image	Fits Pipe Diameter	Weight
All mounting bracket kits are ordered separately unless otherwise indicated. Select from the options listed below.				
2-Point Mounting Bracket Kit	MKS02P01		40-115 mm 1.6-4.5 in	2.9 kg 6.5 lbs
2-Point Scissor Downtilt Bracket Kit	MKS02T06		40-115 mm 1.6-4.5 in	3.8 kg 8.3 lbs

Quoted performance parameters are provided to offer typical or range values only and may vary as a result of normal manufacturing and operational conditions. Extreme operational conditions and/or stress on structural supports is beyond our control. Such conditions may result in damage to this product. Improvements to product may be made without notice.

W65-19-x06

Single Band | Panel Antenna | X-Pol | 65° | 19.5 dBi | Variable Tilt

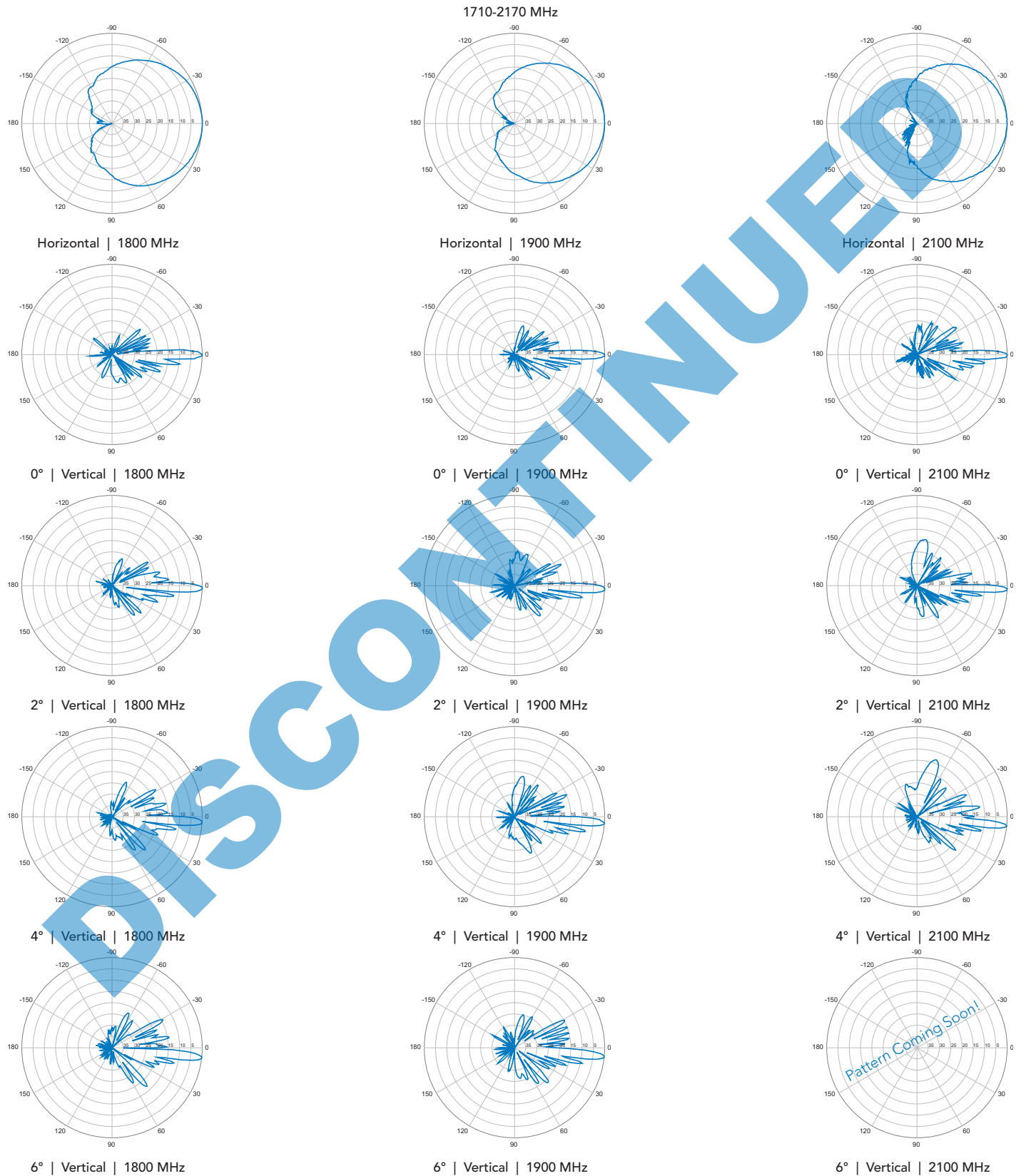


DISCONTINUED

Quoted performance parameters are provided to offer typical or range values only and may vary as a result of normal manufacturing and operational conditions. Extreme operational conditions and/or stress on structural supports is beyond our control. Such conditions may result in damage to this product. Improvements to product may be made without notice.

W65-19-x06

Single Band | Panel Antenna | X-Pol | 65° | 19.5 dBi | Variable Tilt



Quoted performance parameters are provided to offer typical or range values only and may vary as a result of normal manufacturing and operational conditions. Extreme operational conditions and/or stress on structural supports is beyond our control. Such conditions may result in damage to this product. Improvements to product may be made without notice.