


QXW-806x8012x-DP-EDIN

Dual Band | Panel | XX-Pol | 80° / 80° | 15.1 / 17.7 dBi | Diplexed | Fixed Tilt



Ordering Options					
When ordering, replace "x" in the model number with the fixed electrical downtilt value for the low band and high band.					
Electrical Characteristics	696-900 MHz		1710-2170 MHz		
Frequency Band (MHz)	696-806	806-900	1710-1880	1850-1990	1900-2170
Polarization	± 45°		± 45°		
Horizontal Beamwidth	85°	80°	83°	80°	78°
Vertical Beamwidth	10°	8°	4.7°	4.5°	4.3°
Gain	12.5 dBd (14.6 dBi)	13.0 dBd (15.1 dBi)	14.8 dBd (16.9 dBi)	15.2 dBd (17.3 dBi)	15.6 dBd (17.7 dBi)
Electrical Downtilt (x)	0, 2, 4, 6, 8, 10		0, 2, 4, 6, 8, 10		
Impedance	50Ω		50Ω		
VSWR	≤1.5:1		≤1.5:1		
Isolation Between Ports	> 25 dB		> 25 dB		
Power Rating	500 W		300 W		
Lightning Protection	Direct Ground				
Connector(s)	2 / EDIN / Female / Bottom				
Mechanical Characteristics					
Dimensions Length x Width x Depth	2095 x 305 x 180 mm		82.5 x 12.0 x 7.1 in		
Weight without Mounting Bracket	17.2 kg		38.0 lbs		
Survival Wind Speed	201 km/hr		125 mph		
Wind Area	Front: 0.64 m ²	Side: 0.38 m ²	Front: 6.9 ft ²	Side: 4.1 ft ²	
Wind Load (161 km/hr or 100 mph)	Front: 780 N	Side: 462 N	Front: 175 lbf	Side: 104 lbf	
Mounting Options	Part Number	Fits Pipe Diameter		Weight	
3-Point Mounting & Downtilt Bracket Kit	36210008	40-115 mm	1.57-4.5 in	6.9 kg	15.2 lbs

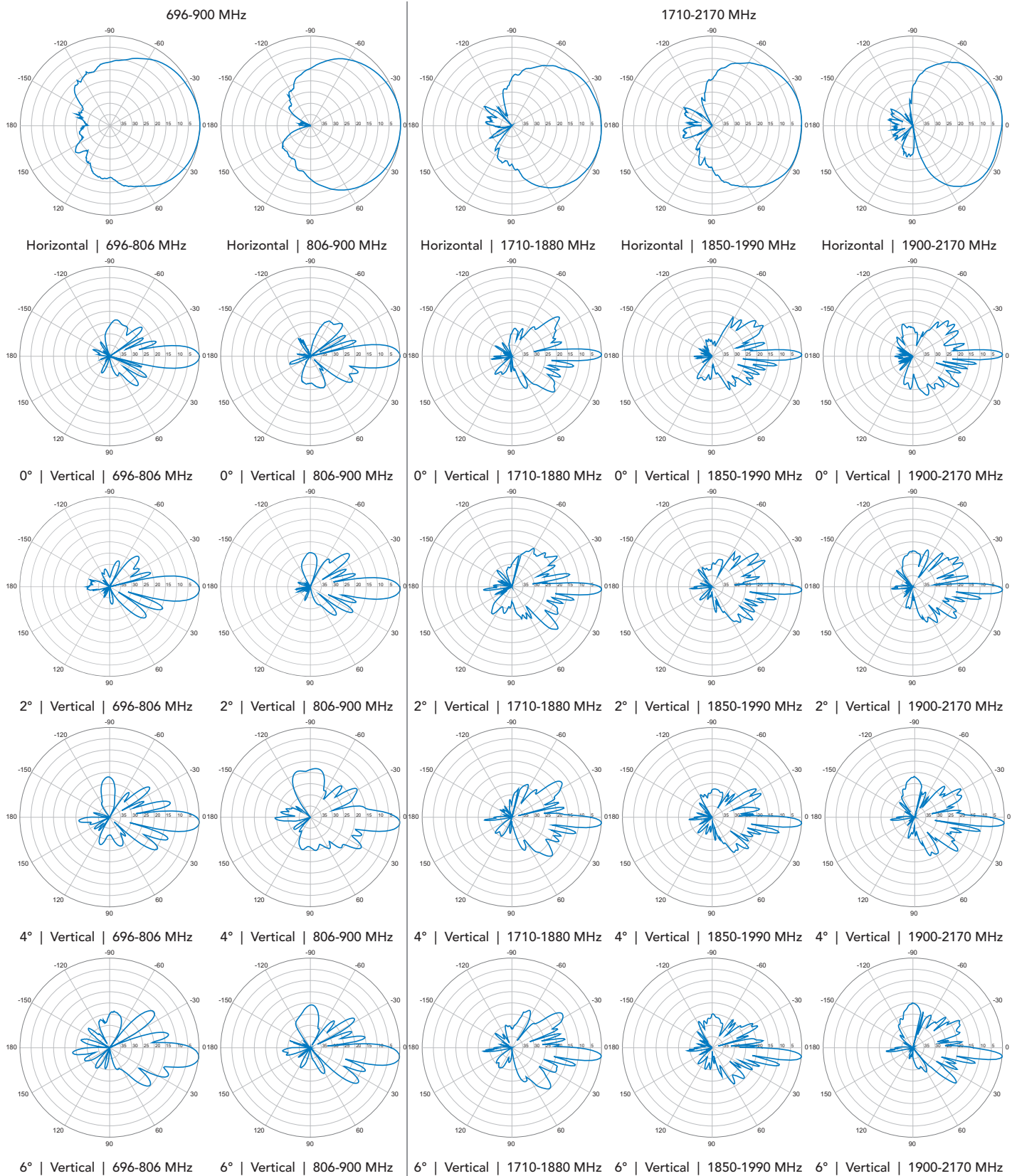
Antenna Bottom View



Quoted performance parameters are provided to offer typical or range values only and may vary as a result of normal manufacturing and operational conditions. Extreme operational conditions and/or stress on structural supports is beyond our control. Such conditions may result in damage to this product. Improvements to product may be made without notice.

QXW-806x8012x-DP-EDIN

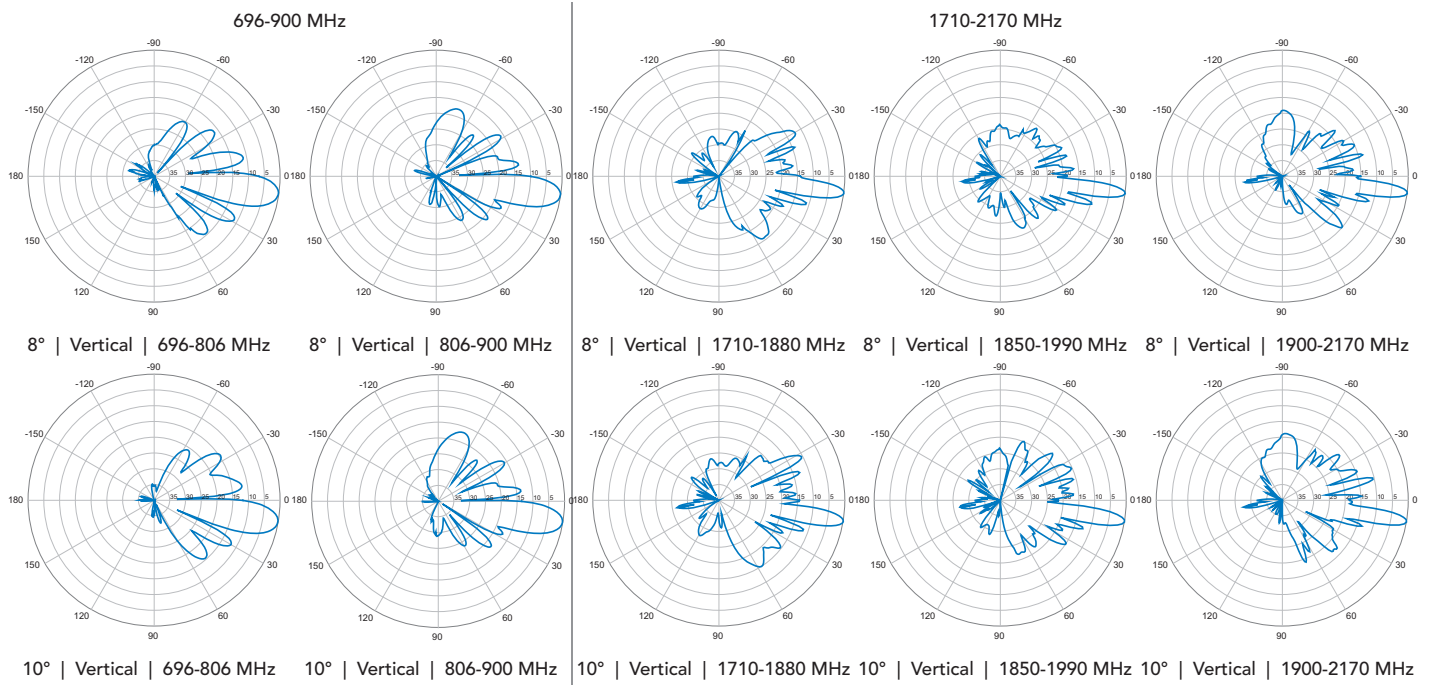
Dual Band | Panel | XX-Pol | 80° / 80° | 15.1 / 17.7 dBi | Diplexed | Fixed Tilt



Quoted performance parameters are provided to offer typical or range values only and may vary as a result of normal manufacturing and operational conditions. Extreme operational conditions and/or stress on structural supports is beyond our control. Such conditions may result in damage to this product. Improvements to product may be made without notice.

QXW-806x8012x-DP-EDIN

Dual Band | Panel | XX-Pol | 80° / 80° | 15.1 / 17.7 dBi | Diplexed | Fixed Tilt



Quoted performance parameters are provided to offer typical or range values only and may vary as a result of normal manufacturing and operational conditions. Extreme operational conditions and/or stress on structural supports is beyond our control. Such conditions may result in damage to this product. Improvements to product may be made without notice.