

HEX458CU1005L

TRI BAND | 6-PORT | WITH INTERNAL SMART BIAS-T | XXX-POL | 45° / 45° / 45° | 17.8 / 18.3 / 18.3 DBI | VARIABLE TILT


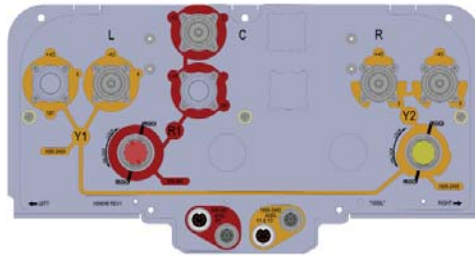
Features

- Tri band, 6-port panel with variable electrical tilt
- Features two internal Smart Bias-T units
- Ultra-wideband frequency
- 4x4 MIMO high band compatible
- Combined highband (Y1 & Y2) tilt

Connector Description

The antenna has eight (6) connectors located at the bottom, each marked with a colored ring.

Low Band	R1	696-960 MHz	Red Rings		(2x) 7/16-DIN Female
High Band #1	Y1	1695-2400 MHz	Yellow Rings		(4x) 7/16-DIN Female
High Band #2	Y2	1695-2400 MHz			



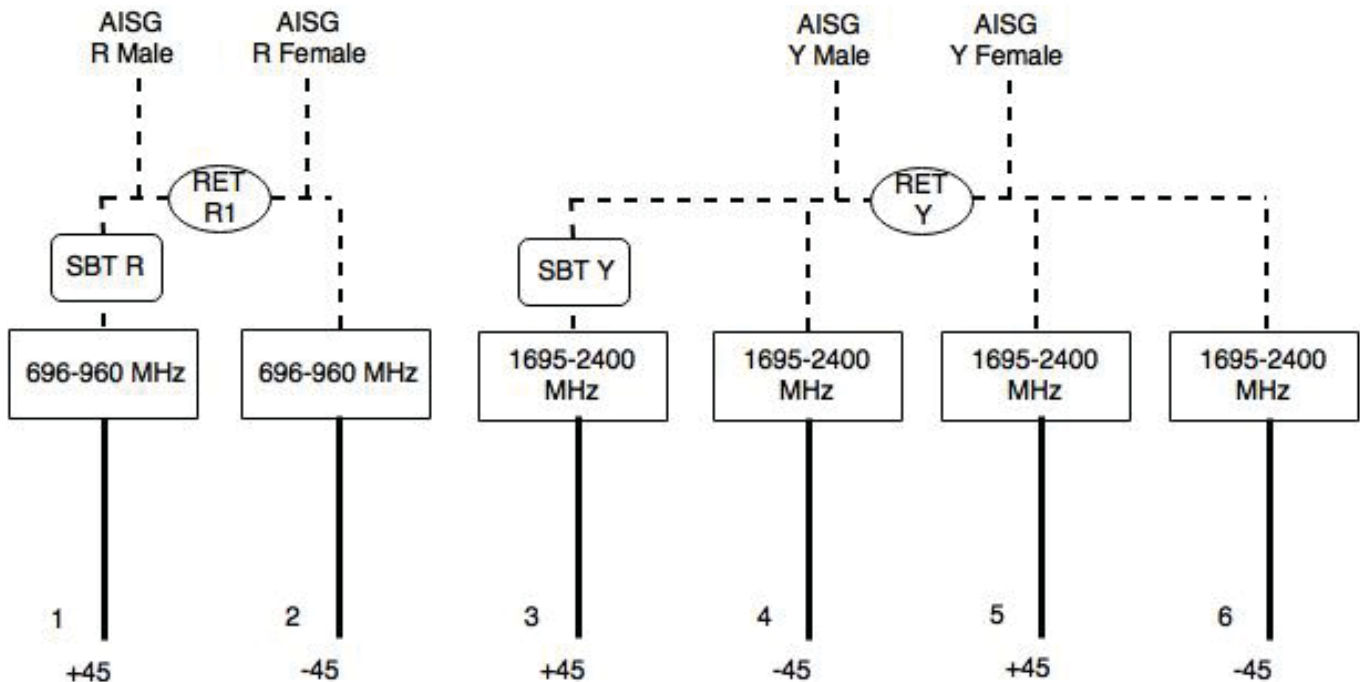
Electrical Characteristics	R1		Y1 and Y2			
	696-960 MHz		(2x) 1695-2400 MHz			
Frequency Bands (MHz)	696-806	806-960	1695-1850	1850-1990	2100-2180	2200-2400
Polarization	±45°	±45°	(2x) ±45°			
Horizontal Beamwidth	48°	41°	52°	49°	43°	44°
Vertical Beamwidth	10.4°	8.9°	6.4°	6.0°	5.4°	5.0°
Gain	16.4 dBi	17.8 dBi	17.4 dBi	18.0 dBi	18.3 dBi	18.3 dBi
Electrical Downtilt	0-10°		0-10°			
Impedance	50Ω		50Ω			
VSWR	< 1.5:1		< 1.5:1			
Upper Sidelobe Suppression (Typical)	> 16 dB		> 19 dB			
Front-to-Back Ratio	> 26 dB		> 30 dB			
In-Band Isolation	> 25 dB		> 25 dB			
Isolation Between Ports	> 30 dB		> 30 dB			
IM3 (2x20W carrier)	< -153 dBc		< -153 dBc			
Input Power	(2x) 500 W		(4x) 250 W			
Diplexed	No					
Lightning Protection	Direct Ground					
Operating Temperature	-40° to +60° C (-40° to +140° F)					

Quoted performance parameters are provided to offer typical, peak or range values only and may vary as a result of normal testing, manufacturing and operational conditions. Extreme operational conditions and/or stress on structural supports is beyond our control. Such conditions may result in damage to this product. Modifications to product may result in changes to this document without notice.

HEX458CU1005L

TRI BAND | 6-PORT | WITH INTERNAL SMART BIAS-T | XXX-POL | 45° / 45° / 45° | 17.8 / 18.3 / 18.3 DBI | VARIABLE TILT

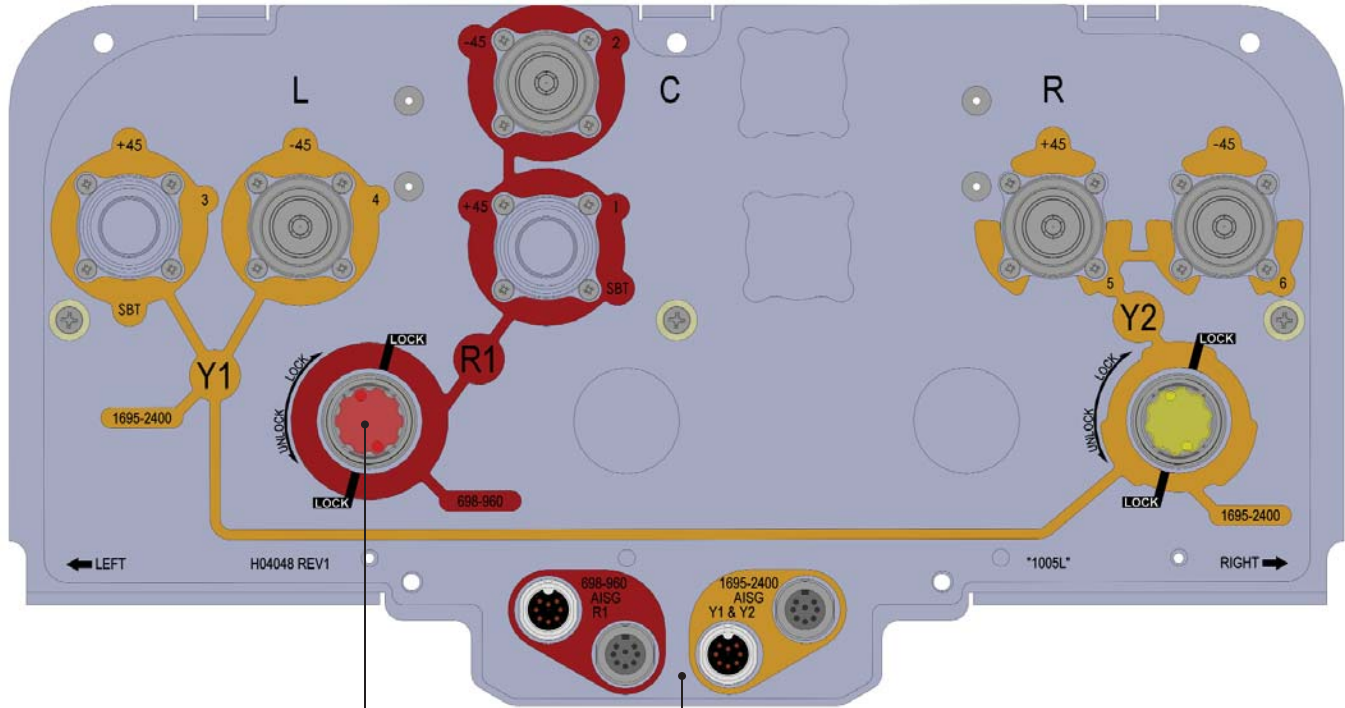
Mechanical Characteristics			
Dimensions (Length x Width x Depth)		2328 x 397 x 187 mm	91.7 x 15.6 x 7.4 in
Weight	Antenna Only	26.9 kg	59.4 lbs
	Antenna with Mounting & Downtilt Bracket Kit 36210008	33.9 kg	74.7 lbs
Survival Wind Speed		241 km/hr	150 mph
Wind Loads (160 km/hr or 100 mph)	Front	1209 N	272 lbf
	Side	560 N	126 lbf
Electrical Downtilt Control			
Manual Electrical Tilt (MET) Control		N/A This antenna does not have Manual Electrical Tilt (MET) control	
Remote Electrical Tilt (RET) Control		For RET control, the transparent caps must be in place and locked. The tilt angle indicators always remain visible. Do not remove the transparent cap(s) from the antenna.	
RET Actuator			
Input Voltage		10-30 Vdc	
Power Consumption	Idle State	0.5 W (Maximum)	
	Normal Conditions	10.0 W (Maximum)	
Protocol		3GPP/AISG v2.0 (Single RET)	
RET Interface		(2x) 8-pin DIN Female, (2x) 8-pin DIN Male	
Field Replaceable Unit		No	



Quoted performance parameters are provided to offer typical, peak or range values only and may vary as a result of normal testing, manufacturing and operational conditions. Extreme operational conditions and/or stress on structural supports is beyond our control. Such conditions may result in damage to this product. Modifications to product may result in changes to this document without notice.

HEX458CU1005L

TRI BAND | 6-PORT | WITH INTERNAL SMART BIAS-T | XXX-POL | 45° / 45° / 45° | 17.8 / 18.3 / 18.3 DBI | VARIABLE TILT



Location of the RET Actuator

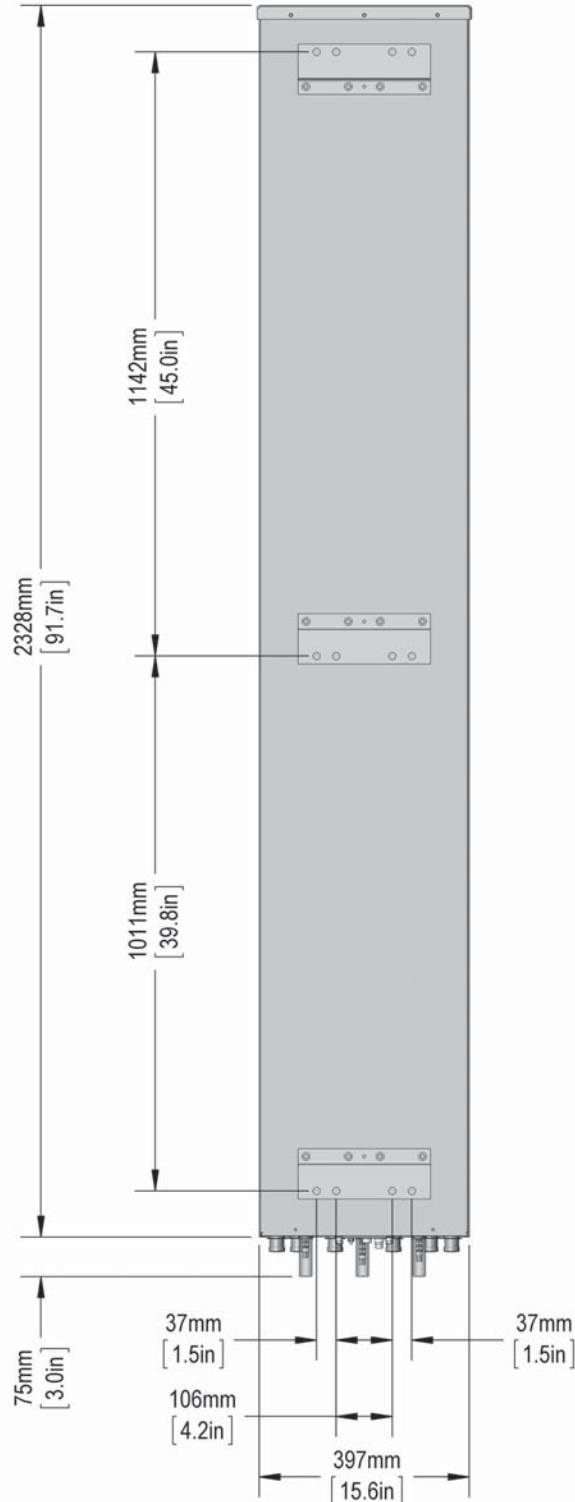
Tilt indicators covered by transparent caps.
Knob colors are the same as the connectors.



In order to operate RET control, the transparent caps covering the tilt adjustment indicators must be engaged and locked. Do not cut them from the antenna.

HEX458CU1005L

TRI BAND | 6-PORT | WITH INTERNAL SMART BIAS-T | XXX-POL | 45° / 45° / 45° | 17.8 / 18.3 / 18.3 DBI | VARIABLE TILT

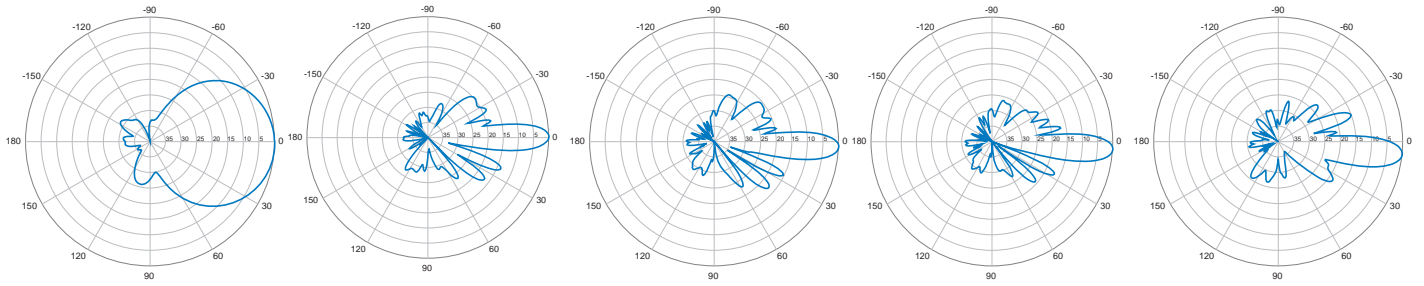


Quoted performance parameters are provided to offer typical, peak or range values only and may vary as a result of normal testing, manufacturing and operational conditions. Extreme operational conditions and/or stress on structural supports is beyond our control. Such conditions may result in damage to this product. Modifications to product may result in changes to this document without notice.

HEX458CU1005L

TRI BAND | 6-PORT | WITH INTERNAL SMART BIAS-T | XXX-POL | 45° / 45° / 45° | 17.8 / 18.3 / 18.3 DBI | VARIABLE TILT

696-960 MHz



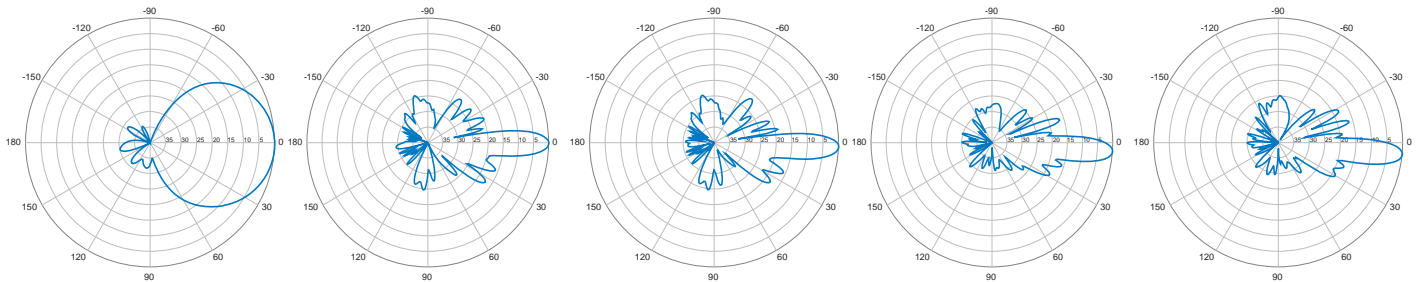
Horizontal | 750 MHz

0° | Vertical | 750 MHz

2° | Vertical | 750 MHz

4° | Vertical | 750 MHz

6° | Vertical | 750 MHz



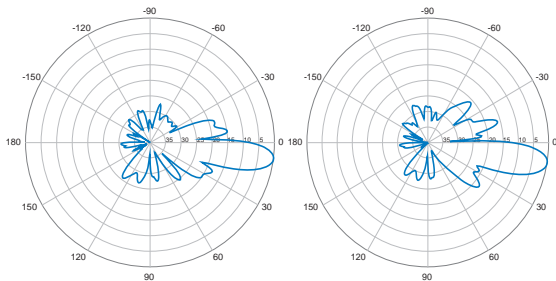
Horizontal | 850 MHz

0° | Vertical | 850 MHz

2° | Vertical | 850 MHz

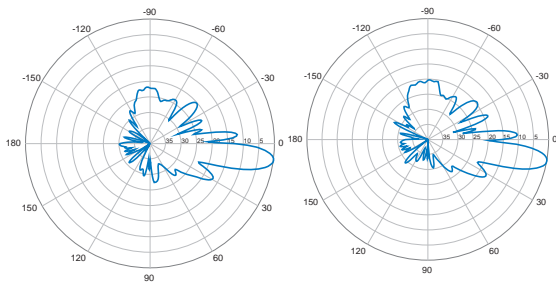
4° | Vertical | 850 MHz

6° | Vertical | 850 MHz



8° | Vertical | 750 MHz

10° | Vertical | 750 MHz



8° | Vertical | 850 MHz

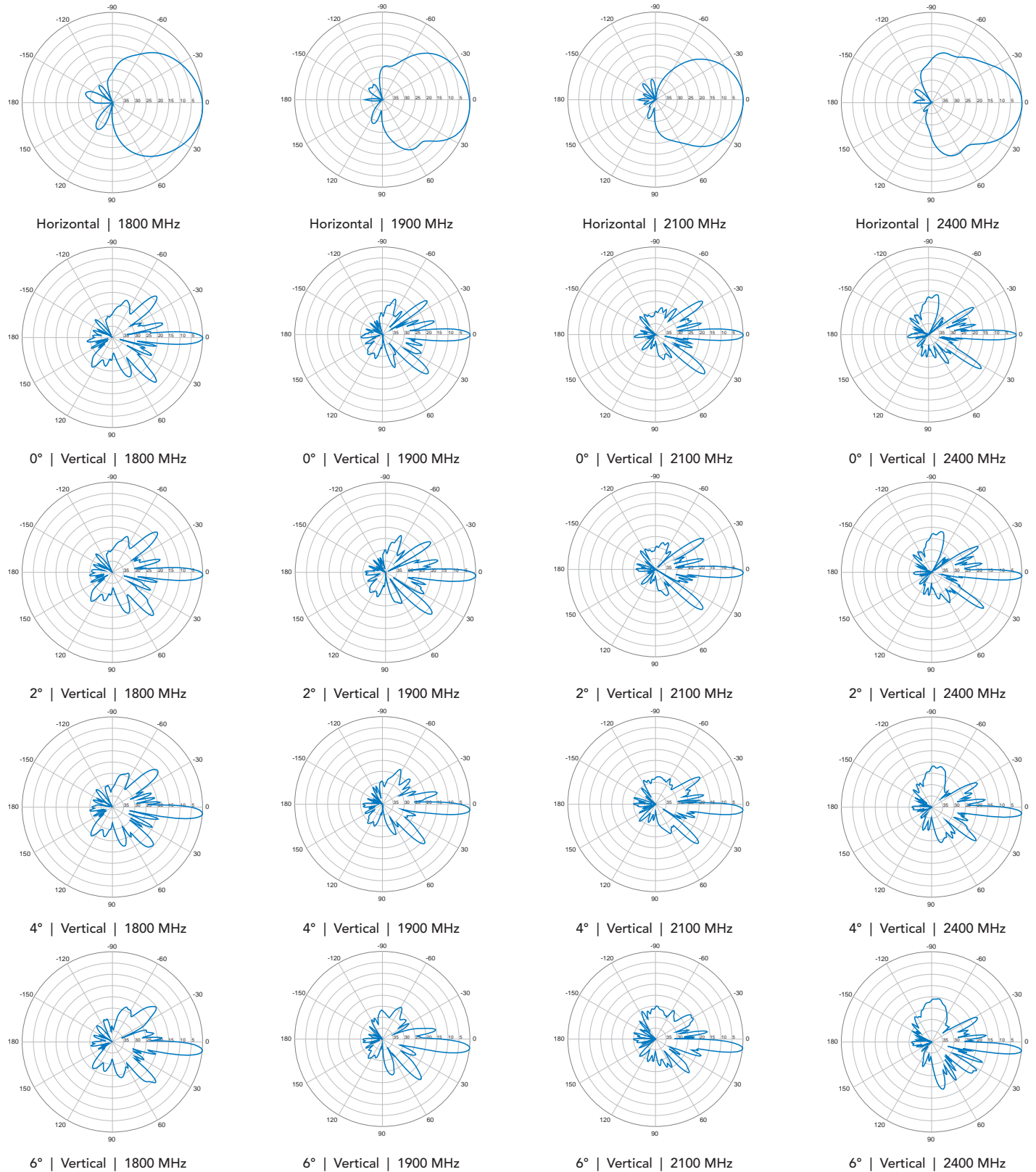
10° | Vertical | 850 MHz

Quoted performance parameters are provided to offer typical, peak or range values only and may vary as a result of normal testing, manufacturing and operational conditions. Extreme operational conditions and/or stress on structural supports is beyond our control. Such conditions may result in damage to this product. Modifications to product may result in changes to this document without notice.

HEX458CU1005L

TRI BAND | 6-PORT | WITH INTERNAL SMART BIAS-T | XXX-POL | 45° / 45° / 45° | 17.8 / 18.3 / 18.3 DBI | VARIABLE TILT

1695-2400 MHz

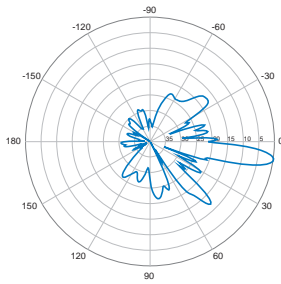


Quoted performance parameters are provided to offer typical, peak or range values only and may vary as a result of normal testing, manufacturing and operational conditions. Extreme operational conditions and/or stress on structural supports is beyond our control. Such conditions may result in damage to this product. Modifications to product may result in changes to this document without notice.

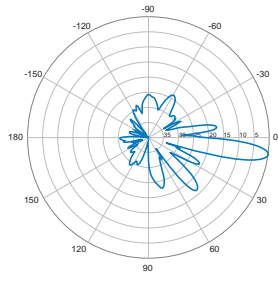
HEX458CU1005L

TRI BAND | 6-PORT | WITH INTERNAL SMART BIAS-T | XXX-POL | 45° / 45° / 45° | 17.8 / 18.3 / 18.3 DBI | VARIABLE TILT

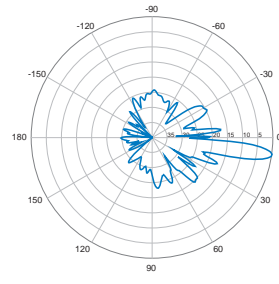
1695-2400 MHz



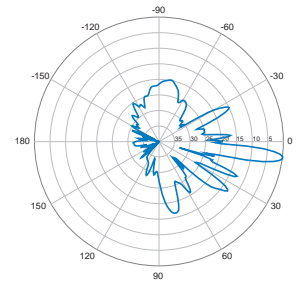
8° | Vertical | 1800 MHz



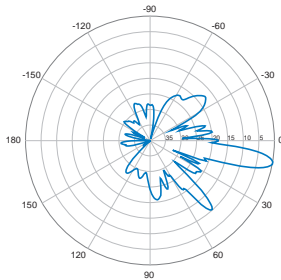
8° | Vertical | 1900 MHz



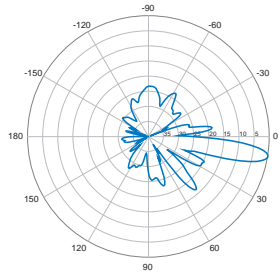
8° | Vertical | 2100 MHz



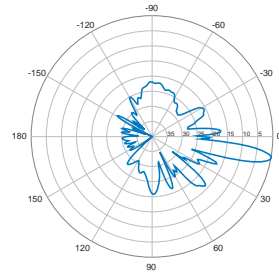
8° | Vertical | 2400 MHz



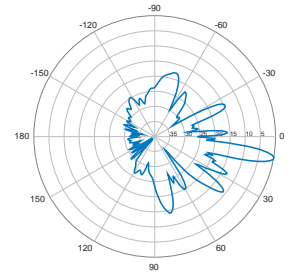
10° | Vertical | 1800 MHz



10° | Vertical | 1900 MHz



10° | Vertical | 2100 MHz



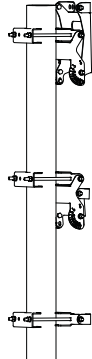
10° | Vertical | 2400 MHz

Quoted performance parameters are provided to offer typical, peak or range values only and may vary as a result of normal testing, manufacturing and operational conditions. Extreme operational conditions and/or stress on structural supports is beyond our control. Such conditions may result in damage to this product. Modifications to product may result in changes to this document without notice.

HEX458CU1005L

TRI BAND | 6-PORT | WITH INTERNAL SMART BIAS-T | XXX-POL | 45° / 45° / 45° | 17.8 / 18.3 / 18.3 DBI | VARIABLE TILT

Mounting Kit Ordering Options All mounting bracket kits are ordered separately unless otherwise indicated.

Mounting Options	Part Number	Image	Fits Pipe Diameter	Weight
3-Point Mounting and Downtilt Bracket Kit	36210008		40-115 mm 1.57-4.5 in	6.9 kg 15.2 lbs

Configuration Options	Part Number	Image	Product Description
-----------------------	-------------	-------	---------------------

This antenna model cannot be used with Amphenol’s UNICELL 3-sector antenna enclosures.

Quoted performance parameters are provided to offer typical, peak or range values only and may vary as a result of normal testing, manufacturing and operational conditions. Extreme operational conditions and/or stress on structural supports is beyond our control. Such conditions may result in damage to this product. Modifications to product may result in changes to this document without notice.