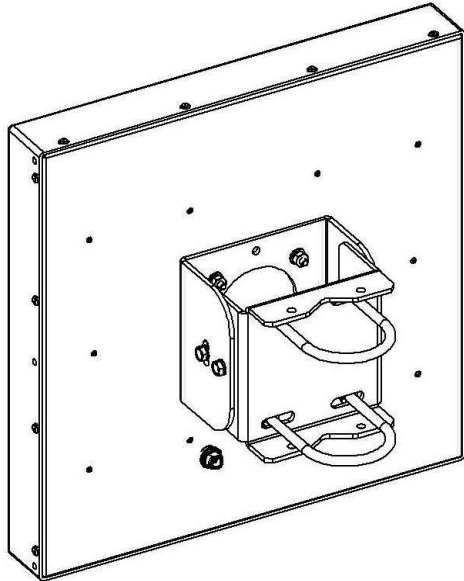
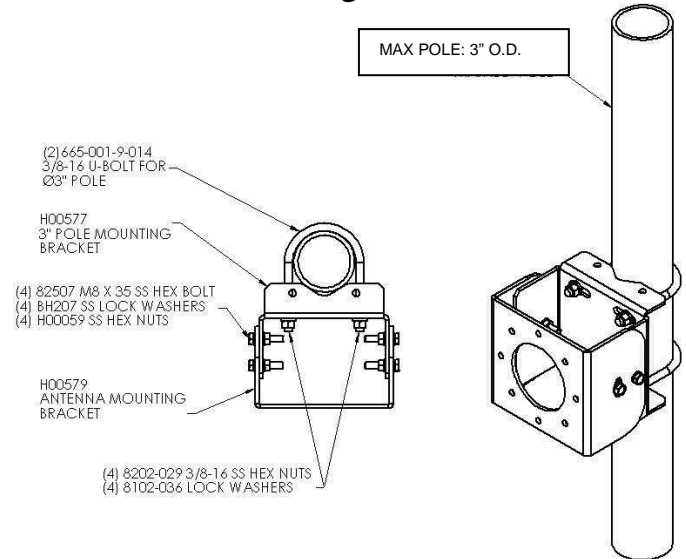


**Installation Instructions I-10016**  
**Mounting Kit Part Number: H00582**  
**for Planar Antennas**  
**(DCS43PA05F00 Shown)**

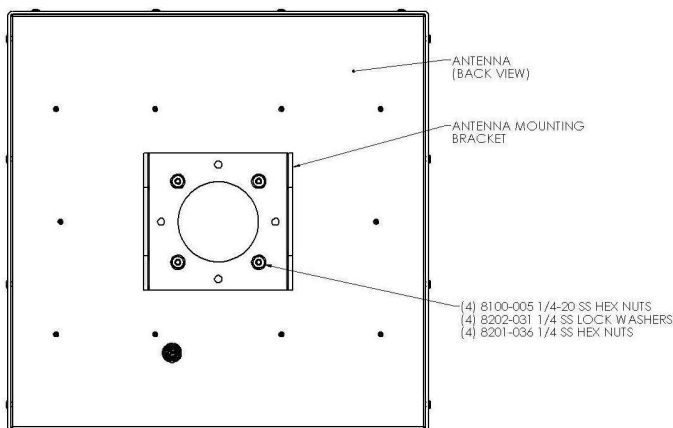


### Mounting to Pole



1. Assemble as shown.
2. When desired angle position is obtained, tighten to secure.
3. Maximum pole diameter: 3" O.D.
4. Mounting bracket can be positioned around pole to desired location, then tighten to secure.

### Attaching Mounting Kit to Back of Antenna



1. Place mounting kit on back of antenna by aligning brackets with mounting bolts to desired position. Mounting kit can be positioned in two configurations to accommodate optimum antenna performance.
2. Assemble lock washers and nuts and tighten to 5.9N-m.