

BMR12-D-B1

Features

The novel side fed dipole design of these antennas provides 6 dBd, 8 dBd, 10 dBd or 12 dBd omnidirectional gain with 63 MHz bandwidth. They feature constant beamtilt, heavy null fill, and have been VSWR tested. Depending upon the specific required area of coverage, horizontal patterns O, A, B, D or H are available.

- High gain maximizes ERP
- Heavy null fill enhances close-in coverage
- Customized beamtilt minimizes interference to and from adjacent systems
- Various patterns available to efficiently cover target area



PRODUCT OVERVIEW	Antenna Type	Penetrator™
	Frequency Range (MHz)	806-869
	Connector	1 PORT
	Polarization	Vertical
	Azimuth Beamwidth (avg)	120°
	Gain	18.4 dBi
	Electrical Downtilt	0.75°
	Dimensions	6100 x 168.3 mm (240.2 x 6.6 in)

ORDERING OPTIONS

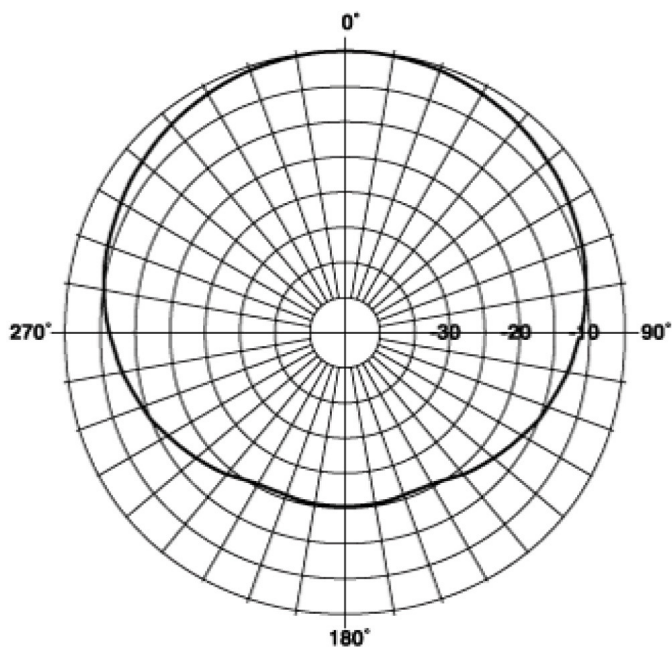
Select from the following ordering options

ANTENNA MODEL NUMBER	MOUNTING HARDWARE	SHIPPING WEIGHT
BMR12-D-B1	B1 Bracket Included	Antenna and mounting hardware are shipped separately. Antenna Shipping Weight: 66.7 kg (147 lbs) Mounting Hardware Shipping Weight: 23.6 kg (52 lbs)

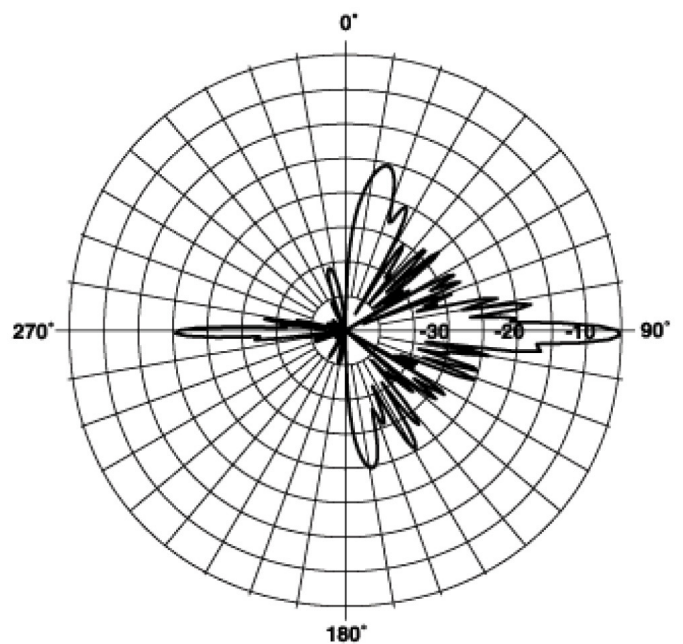
BMR12-D-B1

ELECTRICAL SPECIFICATIONS

Frequency Range	MHz	806-869
Polarization	---	Vertical
Gain	dBi	18.4
Azimuth Pattern	---	Directional
Azimuth Beamwidth (3 dB)	degrees	120°
Elevation Beamwidth (3 dB)	degrees	3.5°
Electrical Downtilt	degrees	0.75°
Impedance	Ohms	50Ω
VSWR	---	< 1.5:1
Front-to-Back Ratio	dB	15
1st Null Fill	dB	Included
Null Fill	dB	Included
Maximum Effective Power Per Port	Watts	500 W



AZIMUTH PATTERN



ELEVATION PATTERN


Quoted performance parameters are provided to offer typical, peak or range values only and may vary as a result of normal testing, manufacturing and operational conditions. Extreme operational conditions and/or stress on structural supports is beyond our control. Such conditions may result in damage to this product. Improvements to products may be made without notice.

BMR12-D-B1

MECHANICAL SPECIFICATIONS

Length	mm (in)	6100 (240.2)
Diameter	mm (in)	168.3 (6.6)
Net Weight - Antenna Only	kg (lbs)	39.9 (88)
Net Weight - Mounting Hardware Only	kg (lbs)	22.7 (50)
Max Wind Loading Area	m ² (ft ²)	1.04 (11.2)
Survival Wind Speed / Rated Wind Speed	km/h (mph)	225 (140)
Wind Speed / Rated Wind Speed Comment	---	See Notes *
Connector Type	---	(1x) N Female at Bottom
Radiating Element Material	---	Aluminum
Element Housing Material	---	Fiberglass
Lightning Protection	---	Top Rod Grounded to Base Mount
Shipping Antenna and mounting hardware are shipped separately.	Antenna Shipping Weight	kg (lbs) 66.7 (147)
	Mounting Hardware Shipping Weight	kg (lbs) 23.6 (52)

INSTALLATION Please read all installation notes before installing product.

	Always attach the antenna using all mounting points.
	Do not install antenna with the connectors facing upwards.

EXTERNAL DOCUMENT LINKS

[B1 Bracket Installation Instructions](#)

NOTES

*Up to a maximum height of 500 ft.

For Radiating Patterns: [Request pattern files](#)