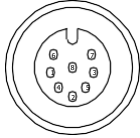
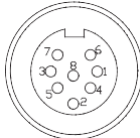
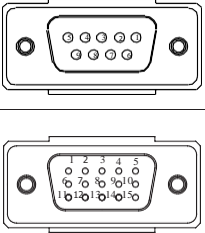


AISG Cable Technical Datasheet

- RET Control cable with AISG Male, Female and D-Sub connectors

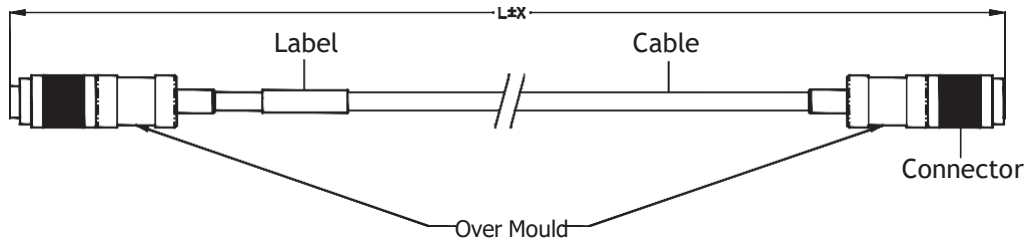
Electrical Specifications	
Rated Voltage	300 VDC
Max Voltage	≥ 58
Rated Current	≥ 4 A
Contact Resistance	100 ± 20 Ω
Current Rating at 40°C	5A
Insulation Resistance	>100 MΩ
Contact Resistance	0.25 mm ² 0.0000876 mΩ & 0.75 mm ² 0.000028 mΩ
Flammability Class	VW-1

Mechanical Specifications	
Wire Gauge	OD: 6 - 8mm AISG Cable
IP Degree	IP67
Insertion and Withdrawal Forces	60 N
Mechanical Operations	500 Mating's
Operating Temperature	-40°C to +85°C

Connector Options	AISG Male	AISG Female	D-SUB
PIN Diagram			

All information contained in the present datasheet is subject to confirmation at time of ordering

Cable Assembly Pictorial View



AISG Cable Part Code

Each letter and number in the model number indicates a specific feature of the product

AAS XXX XXX LLL

Cable Series	Connector Code	Length
AAS	Refer Connector Code table	001 = 1m
		005 = 5m
		010 = 10m
		050 = 50m
		100 = 100m

Connector Code Table

Part Description	Connector Code
AISG Male	101
AISG Female	103
D-Sub 9 Male	201
D-Sub 9 Female	203
D-Sub 15 Male	301

All information contained in the present datasheet is subject to confirmation at time of ordering