

5086000A

Features

- Wideband omni antenna covering 698-4000 MHz
- Compact, lightweight and easy to install
- Passive Intermodulation < -153 dBc @ 2x20W
- Low return loss with stable performance



This model is available in the iBwave In-Building Network Components Database - www.ibwavecomponents.com

ORDERING OPTIONS Select from the following ordering options

SELECT	MODEL NUMBER
Antenna with N-Type Female Connectors	5086000A
Antenna with 4.310 Female Connectors	5086000A-4310

ELECTRICAL SPECIFICATIONS All Bands

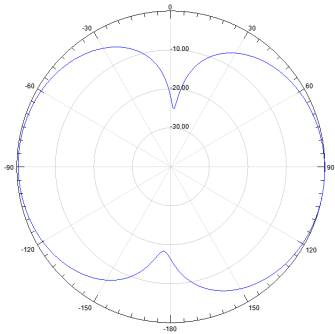
Frequency Range	698-4000 MHz			
Frequency Sub-Range	698-806 MHz	806-960 MHz	1710-2700 MHz	3400-4000 MHz
Polarization	Horizontal			
Gain	2.2 ± 0.5 dBi	3.5 ± 0.5 dBi	4.5 ± 1.0 dBi	6.0 ± 1.0 dBi
Horizontal Beamwidth	360°	360°	360°	360°
Impedance	50Ω			
VSWR	≤ 1.5	≤ 1.5	≤ 1.5	≤ 1.5
Passive Intermodulation 3rd Order for 2x20 W Carriers	≤ -153 dBc	≤ -153 dBc	≤ -153 dBc	≤ -153 dBc
Maximum Power	50W			
Connector Type	1 Port, N-Type Female or 4.3-10 Female (specify when ordering)			

MECHANICAL SPECIFICATIONS

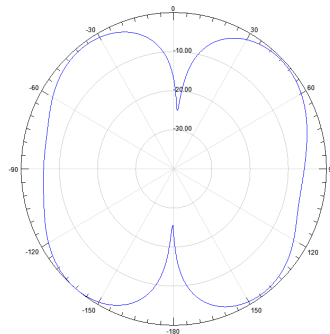
Antenna	Diameter	Ø220 mm (Ø8.7 in)
	Height	18 mm (0.7 in)
Net Weight		0.3 kg (0.7 lbs)
Operating Temperature		-55° to +60° C (-67° to +140° F)
Operational Humidity		< 95%
Radome Material		ABS
Radome Color		White, RAL 9003
Mounting Options		Fasteners included for mounting on ceiling tile and hard surfaces Not suitable for metal ceilings

Quoted performance parameters are provided to offer typical, peak or range values only and may vary as a result of normal testing, manufacturing and operational conditions. Extreme operational conditions and/or stress on structural supports is beyond our control. Such conditions may result in damage to this product. Improvements to products may be made without notice.

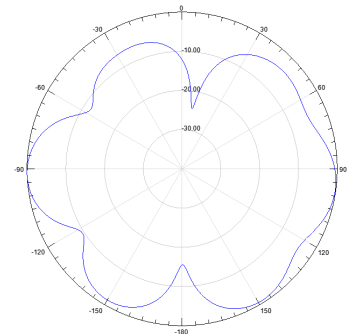
5086000A



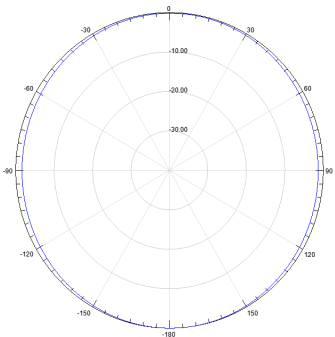
Horizontal, 698-960 MHz



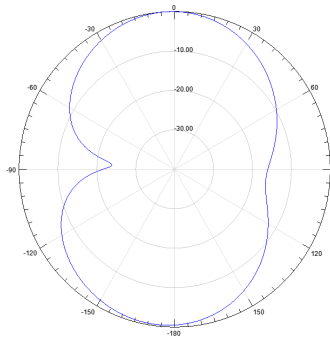
Horizontal, 1710-2170 MHz



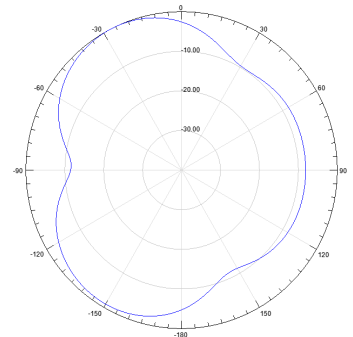
Horizontal, 2170-2700 MHz



Vertical, 698-960 MHz



Vertical, 1710-2170 MHz



Vertical, 2170-2700 MHz