

WB080X06Fx60

SINGLE BAND | BACK-TO-BACK | CANISTER ANTENNA | X-POL | FIXED TILT | 610 MM (24.0 IN)

Features

- Back-to-Back configuration with 4 connectors
- Ideal for Small Cell / DAS applications
- Available with 7/16-DIN connectors
- Four unique mounting options
- Available for order with a grey, brown or black radome



Connector Description

The antenna has 4 connectors located at the bottom.

Mid Band ■ Y1 1695-2180 MHz (4x) 7/16-DIN Female

Electrical Characteristics	■ Y1		
	1695-2180 MHz		
Frequency Bands	1695-1880 MHz	1850-1990 MHz	1900-2180 MHz
Polarization	±45°		
Horizontal Beamwidth	74°	78°	80°
Vertical Beamwidth	22°	20°	18°
Gain	12.8 dBi	13.2 dBi	13.5 dBi
Electrical Downtilt (°)	(x) 0, 2		
Impedance	50Ω		
VSWR	< 1.4:1		
Upper Sidelobe Suppression	> 16 dB		
Front-to-Back Ratio	> 18 dB		
Isolation Between Ports	24 dB		
IM3 (2x20W carrier)	< -153 dBc		
Input Power	(4x) 300 W		
Diplexed	No		
Number of Sectors, Sector Spacing and/or Pattern Shape	2 Sectors, Back-to-Back		
Operating Temperature	-40° to +60° C (-40° to +140° F)		
Lightning Protection	Direct Ground		

Mechanical Characteristics

Antenna Dimensions (Height x Diameter)	610 x 191 mm	24.0 x 7.5 in
Weight without Mounting Bracket Kit	5.9 kg	13 lbs
Antenna Volume	0.02 m ³	0.6 ft ³
Survival Wind Speed	241 km/hr	150 mph
Wind Area	0.12 m ²	1.25 ft ²
Wind Load (160 km/hr or 100 mph)	62 N	13.7 lbf

Quoted performance parameters are provided to offer typical, peak or range values only and may vary as a result of normal testing, manufacturing and operational conditions. Extreme operational conditions and/or stress on structural supports is beyond our control. Such conditions may result in damage to this product. Improvements to products may be made without notice.

WB080X06Fx60

SINGLE BAND | BACK-TO-BACK | CANISTER ANTENNA | X-POL | FIXED TILT | 610 MM (24.0 IN)

Bottom View - Labeling

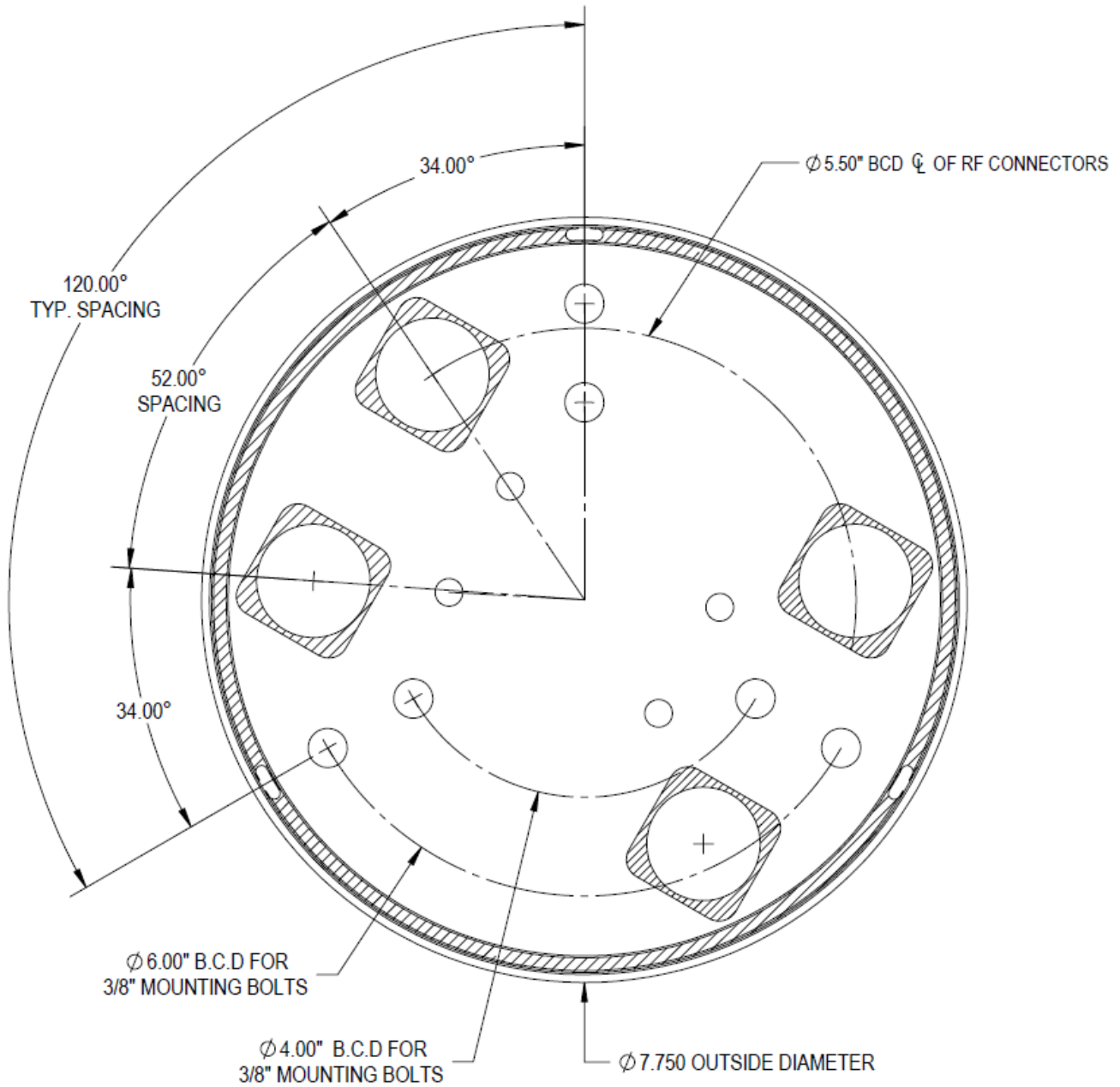
**NO
IMAGE
AVAILABLE**

**COMING
SOON**

WB080X06Fx60

SINGLE BAND | BACK-TO-BACK | CANISTER ANTENNA | X-POL | FIXED TILT | 610 MM (24.0 IN)

Bottom View - Connector Diagram



Quoted performance parameters are provided to offer typical, peak or range values only and may vary as a result of normal testing, manufacturing and operational conditions. Extreme operational conditions and/or stress on structural supports is beyond our control. Such conditions may result in damage to this product. Improvements to products may be made without notice.

WB080X06Fx60

SINGLE BAND | BACK-TO-BACK | CANISTER ANTENNA | X-POL | FIXED TILT | 610 MM (24.0 IN)

Ordering Options

When ordering, select the Radome Color and Degree of Electrical Downtilt (x).




Radome Color	Electrical Downtilt Degree (x)	Model Number
Grey Pantone 420 C	0°	WB080X06F060
	2°	WB080X06F260
Brown Pantone 476 C	0°	WB080X06F060BR
	2°	WB080X06F260BR
Black RAL 9011	0°	WB080X06F060BK
	2°	WB080X06F260BK

WB080X06Fx60

SINGLE BAND | BACK-TO-BACK | CANISTER ANTENNA | X-POL | FIXED TILT | 610 MM (24.0 IN)

Mounting Kits

This antenna can be mounted using any of the following mounting kits. Mounting kits must be ordered separately.

Side Mounting Bracket Kit	Top Mounting Bracket Kit	Utility Pole Mounting Bracket Kit
CWT-MKS-SIDE	CWT-MKS-TOP	WB3X-MKS-01
		

Quoted performance parameters are provided to offer typical, peak or range values only and may vary as a result of normal testing, manufacturing and operational conditions. Extreme operational conditions and/or stress on structural supports is beyond our control. Such conditions may result in damage to this product. Improvements to products may be made without notice.