

This model was previously released
as APS-xx-WBM-LP-DF-CC

SP-xxML-DF-CC

Power Splitter | 7/16-DIN Female | Square Body

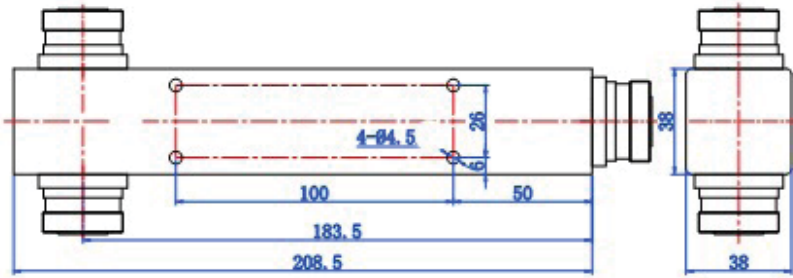
Ordering Options		2-Way Splitter	3-Way Splitter	4-Way Splitter
Model Number (xx)		SP-02ML-DF-CC	SP-03ML-DF-CC	SP-04ML-DF-CC
				
Electrical Characteristics				
Frequency Range		698-2700 MHz	698-2700 MHz	698-2700 MHz
VSWR		≤ 1.20	≤ 1.25	≤ 1.3
Power Rating		500 W	500 W	500 W
PIM3 (2x43 dBm)		≤ -153 dBc	≤ -153 dBc	≤ -153 dBc
Insertion Loss		< 0.1 dB	< 0.3 dB	< 0.4 dB
Split Loss		3 dB	4.8 dB	6 dB
Peak Power (max)		1.5 kW	1.5 kW	1.5 kW
Impedance		50Ω	50Ω	50Ω
Mechanical Characteristics				
Plating	Inner Contact	Silver	Silver	Silver
	Outer Trimetal	Trimetal	Trimetal	Trimetal
Connector		7/16-DIN Female	7/16-DIN Female	7/16-DIN Female
Environmental Characteristics				
Operating Temperature		-35° C to +70° C	-35° C to +70° C	-35° C to +70° C
Relative Humidity		Up to 95%	Up to 95%	Up to 95%
RoHS Compliant		yes	yes	yes
Application		Indoor / Outdoor	Indoor / Outdoor	Indoor / Outdoor
Environmental		IP66	IP65	IP65

Quoted performance parameters are provided to offer typical, peak or range values only and may vary as a result of normal testing, manufacturing and operational conditions. Extreme operational conditions and/or stress on structural supports is beyond our control. Such conditions may result in damage to this product. Improvements to products may be made without notice.

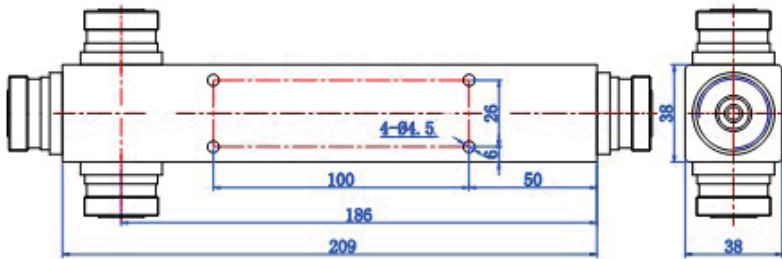
SP-xxML-DF-CC

Power Splitter | 7/16-DIN Female | Square Body

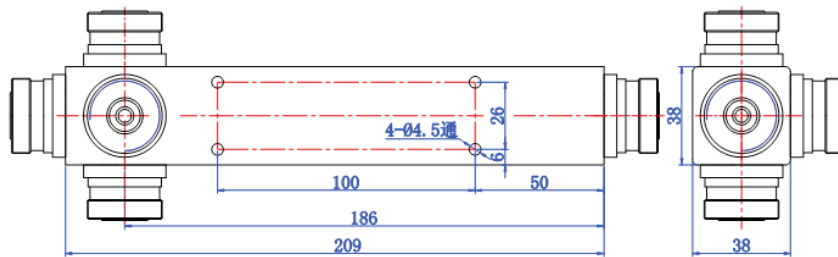
SP-02ML-DF-CC



SP-03ML-DF-CC



SP-04ML-DF-CC



Quoted performance parameters are provided to offer typical, peak or range values only and may vary as a result of normal testing, manufacturing and operational conditions. Extreme operational conditions and/or stress on structural supports is beyond our control. Such conditions may result in damage to this product. Improvements to products may be made without notice.