




SP-xxHN-NF-CC

Power Splitter | N Female | Square Body

Ordering Options	2-Way Splitter	3-Way Splitter	4-Way Splitter
Model Number (xx)	SP-02HN-NF-CC 	SP-03HN-NF-CC 	SP-04HN-NF-CC 
Electrical Characteristics			
Frequency Range	698-3800 MHz	698-3800 MHz	698-3800 MHz
VSWR	≤ 1.25	≤ 1.25	≤ 1.30
Power Rating	300 W	300 W	300 W
PIM3 (2x43 dBm)	≤ -150 dBc	≤ -150 dBc	≤ -150 dBc
Insertion Loss	≤ 0.3 dB	≤ 0.4 dB	≤ 0.5 dB
Ripple	≤ 0.2 dB	≤ 0.3 dB	≤ 0.4 dB
Split Loss	3 dB	4.8 dB	6 dB
Peak Power (max)	1.0 kW	1.0 kW	1.0 kW
Impedance	50Ω	50Ω	50Ω
Mechanical Characteristics			
Connector	N Female	N Female	N Female
Environmental Characteristics			
Operating Temperature	-45° C to +65° C (-49° F to +149° F)	-45° C to +65° C (-49° F to +149° F)	-45° C to +65° C (-49° F to +149° F)
Environmental	IP65	IP65	IP65
Mounting Characteristics			
Wall mount bracket included			

Quoted performance parameters are provided to offer typical, peak or range values only and may vary as a result of normal testing, manufacturing and operational conditions. Extreme operational conditions and/or stress on structural supports is beyond our control. Such conditions may result in damage to this product. Improvements to products may be made without notice.

SP-xxHN-NF-CC

Power Splitter | N Female | Square Body

Dimensional Drawings

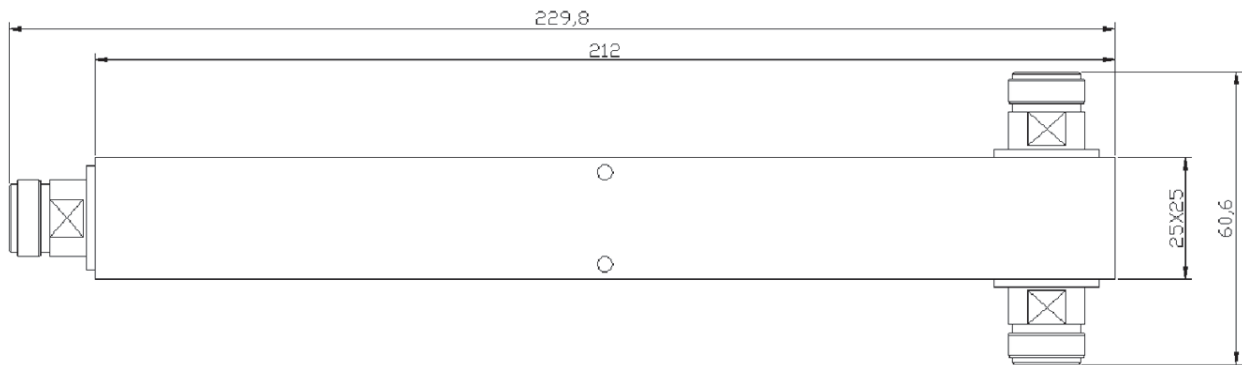
SP-02HN-NF-CC



SP-03HN-NF-CC



SP-04HN-NF-CC



Quoted performance parameters are provided to offer typical, peak or range values only and may vary as a result of normal testing, manufacturing and operational conditions. Extreme operational conditions and/or stress on structural supports is beyond our control. Such conditions may result in damage to this product. Improvements to products may be made without notice.