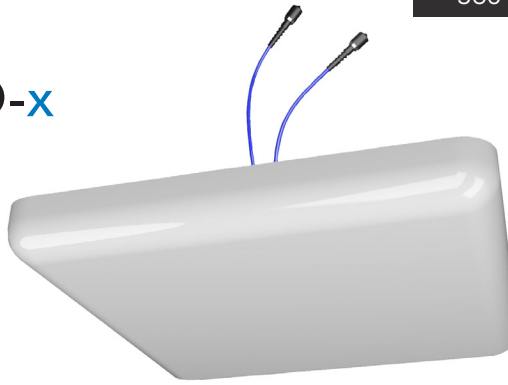


360°

VPOL

MIMO

MPA360-UWBVMIMO-x



This model is available in the iBwave In-Building Network Components Database - www.ibwavecomponents.com

Features

- Super low profile
- Low PIM MIMO antenna
- 3G, 4G, LTE and +5G (3 & 5 GHz)
- Incorporates Patented Technologies

ORDERING OPTIONS

Select from the following ordering options

SELECT	MODEL NUMBER
Antenna with N-Type Pigtail (Plenum Rated)	MPA360-UWBVMIMO-N
Antenna with 4.3-10 Pigtail (Plenum Rated)	MPA360-UWBVMIMO-S

ELECTRICAL SPECIFICATIONS

All Bands

Frequency Range	698-6000 MHz			
Frequency Sub-Range	698-960 MHz	1695-2700 MHz	3550-3700 MHz	5150-5925 MHz
Polarization	Vertical			
Gain	4.7 dBi	8.5 dBi	6.1 dBi	8.2 dBi
Horizontal Beamwidth	360°	360°	360°	360°
Impedance	50Ω			
Isolation	≤ 17 dB (Max 40 dB)			
VSWR	≤ 1.6	≤ 1.6	≤ 1.6	≤ 2.0
Passive Intermodulation 3rd Order for 2x20 W Carriers	≤ -153 dBc			
Maximum Power	20W			
Connector Type	2 Ports 4.3-10 Pigtail (Plenum Rated) or N-Type Pigtail (Plenum Rated)			

MECHANICAL SPECIFICATIONS

Application	Indoor		
Antenna	Length	355.6 mm (14.0 in)	
	Width	355.6 mm (14.0 in)	
	Depth	43.2 mm (1.7 in)	
Weight	0.86 kg (1.9 lbs)		
Radome Material	PC-ABS		
Ingress Protection	IP51		
Mounting Options	Fasteners included for ceiling tile mounting		



Quoted performance parameters are provided to offer typical, peak or range values only and may vary as a result of normal testing, manufacturing and operational conditions. Extreme operational conditions and/or stress on structural supports is beyond our control. Such conditions may result in damage to this product. Improvements to products may be made without notice.

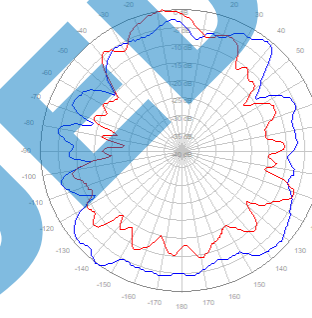
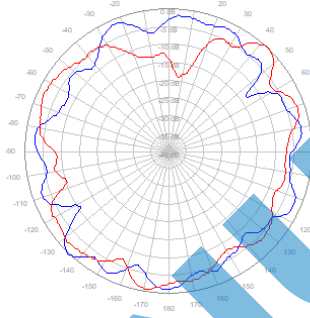
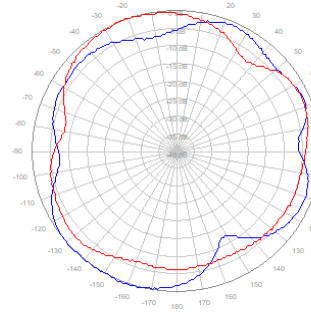
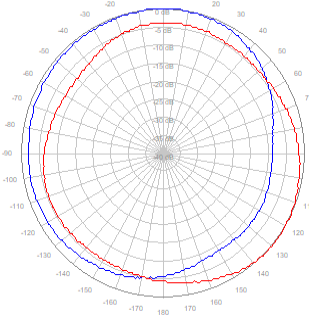
MPA360-UWBVMIMO-x

698-960 MHz

1695-2700 MHz

3550-3700 MHz

5150-5925 MHz

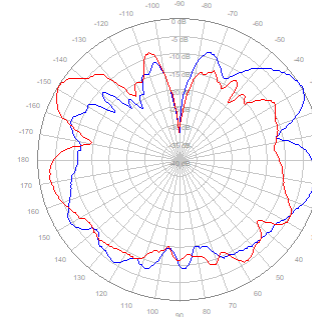
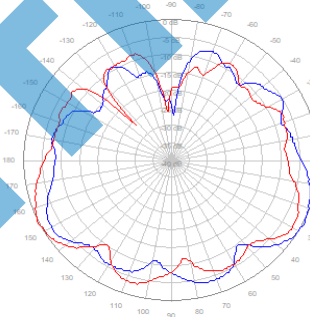
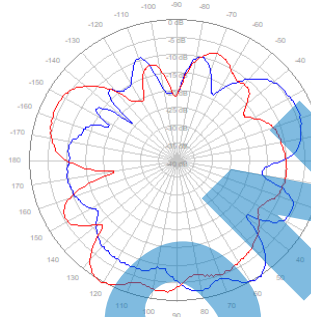
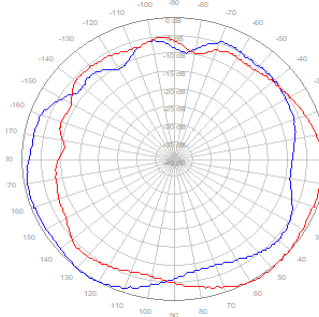


Horizontal, 810 MHz

Horizontal, 2200 MHz

Horizontal, 3620 MHz

Horizontal, 5550 MHz



Vertical, 810 MHz

Vertical, 2200 MHz

Vertical, 3620 MHz

Vertical, 5550 MHz



Quoted performance parameters are provided to offer typical, peak or range values only and may vary as a result of normal testing, manufacturing and operational conditions. Extreme operational conditions and/or stress on structural supports is beyond our control. Such conditions may result in damage to this product. Improvements to products may be made without notice.