


DPX-117-JJ-43Fv

Diplexer | 1800/2100 | Twin Unit | Indoor / Outdoor

- Built in lightning protection on all ports
- Usable at the BTS or antenna end
- Available as twin unit
- Suitable for indoor or outdoor applications
- Pole or wall mounting
- Designed for co-siting purposes

Ordering Options		Twin Unit
4.3-10 Female Connectors		DPX-117-JJ-43Fv
Electrical Characteristics		
Pass Band	Band 1	1710-1880 MHz
	Band 2	1920-2170 MHz
Max Insertion Loss	Port 1 - ANT	0.3 dB
	Port 2 - ANT	
Mean Insertion Loss	Port 1 - ANT	0.2
	Port 2 - ANT	
Max Return Loss	Port 1 - ANT	20
	Port 2 - ANT	
Mean Return Loss	Port 1 - ANT	18
	Port 2 - ANT	
Isolation between input ports	Port 1 - Port 2	> 60 dB (1710 - 1880 MHz / 1920 - 2170 MHz)
VSWR		1.3 - 1.5 (1710 - 1880 MHz / 1920 - 2170 MHz)
Average Power	Port 1, Port 2, ANT	< 300 W
IM3, 2x43 dBm		< -117 dBm
Environmental		
Temperature Range	-40° to +65° C	-40° to +149° F
Ingress Protection	IP67	
Lightning Protection	10 kA 8/20 μs	
Application	Indoor / Outdoor	

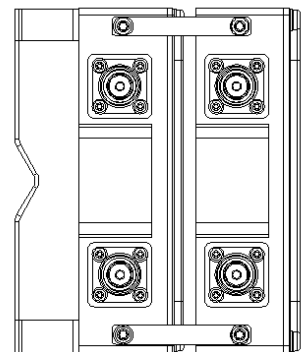
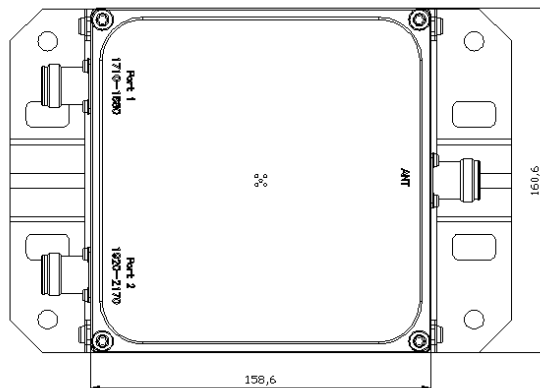

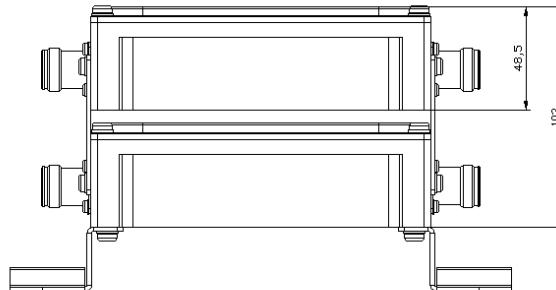
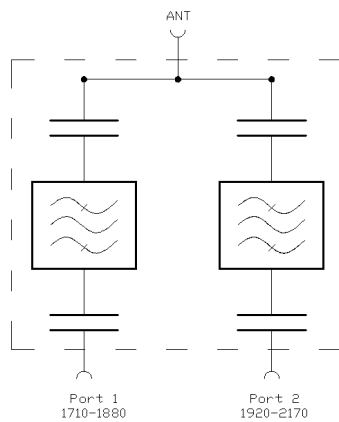


Quoted performance parameters are provided to offer typical, peak or range values only and may vary as a result of normal testing, manufacturing and operational conditions. Extreme operational conditions and/or stress on structural supports is beyond our control. Such conditions may result in damage to this product. Improvements to products may be made without notice.

DPX-117-JJ-43Fv

Diplexer | 1800/2100 | Twin Unit | Indoor / Outdoor

Mechanical Characteristics		
Connectors	4.3-10 Female Long Neck	
Dimensions (H x W x D) Without Connectors or Mounting Brackets	160.6 x 158.6 x 103 mm	6.3 x 6.2 x 4.0 in
Weight	4.6 kg	10.1 lbs
Packing Dimensions	330 x 245 x 220 mm	13.0 x 9.6 x 8.7 in
Mounting Options		
Wall mounting / Mast mounting	Description Attach to pole diameter Ø40-Ø120 mm (Ø1.57-Ø4.7 in)	



Quoted performance parameters are provided to offer typical, peak or range values only and may vary as a result of normal testing, manufacturing and operational conditions. Extreme operational conditions and/or stress on structural supports is beyond our control. Such conditions may result in damage to this product. Improvements to products may be made without notice.