

CUD070X12Fxyz0

DUAL BAND | DUAL SECTOR | CANISTER ANTENNA | X-POL | FIXED TILT | 1219 MM (48.0 IN)

Features

- Dual Sector configuration with 8 connectors
- Ideal for Small Cell / DAS applications
- Available with 4.3-10 or 7/16-DIN connectors
- Four unique mounting options
- Available for order with a grey, brown or black radome



Connector Description

The antenna has 8 connectors located at the bottom.

Low Band	■ R1	696-960 MHz	(4x) 4.3-10 or 7/16-DIN Female
Mid Band	■ Y1	1695-2700 MHz	(4x) 4.3-10 or 7/16-DIN Female

Electrical Characteristics	■ R1		■ Y1			
	696-960 MHz		1695-2700 MHz			
Frequency Bands (MHz)	696-806	806-960	1695-1880	1850-1990	1920-2200	2300-2700
Polarization	±45°		±45°			
Horizontal Beamwidth	82.0° ± 1.3°	83.7° ± 8.1°	77.0° ± 13.8°	75.4° ± 11.3°	73.7° ± 8.8°	55.5° ± 6.6°
Vertical Beamwidth	21.0° ± 0.8°	17.6° ± 1.4°	8.8° ± 0.7°	8.6° ± 0.4°	8.2° ± 1.5°	6.1° ± 0.3°
Gain (dBi)	12.5 ± 0.3	12.5 ± 0.6	15.9 ± 0.6	16.1 ± 0.6	16.2 ± 0.5	17.2 ± 0.3
Electrical Downtilt (°)	(x) 0, 6		(y) 0, 4			
Impedance	50Ω		50Ω			
VSWR	≤ 1.5:1		≤ 1.5:1			
Upper Sidelobe Suppression	> 10 dB		> 12 dB			
Front-to-Back Ratio	> 20 dB		> 25 dB			
Isolation Between Ports	20 dB		22 dB			
IM3 (2x20W carrier)	< -153 dBc		< -153 dBc			
Input Power	(4x) 500 W		(4x) 300 W			
Diplexed	No					
Number of Sectors, Sector Spacing and/or Pattern Shape	2 Sectors, 120° Spacing					
Lightning Protection	Direct Ground					

Mechanical Characteristics

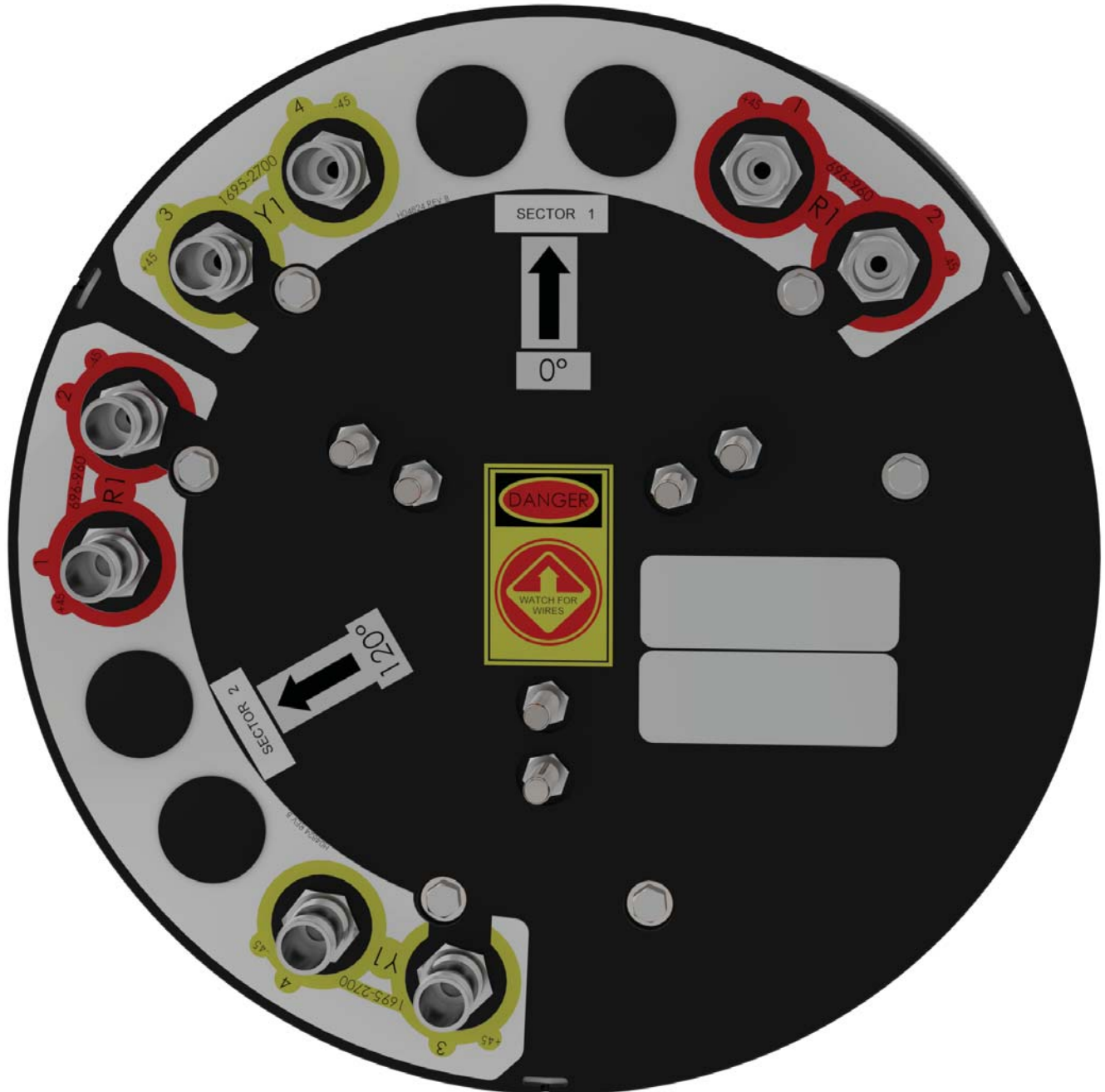
Antenna Dimensions (Height x Diameter)	1219 x 371 mm	48.0 x 14.6 in
Weight without Mounting Bracket Kit	17.6 kg	38.8 lbs
Antenna Volume	0.13 m ³	4.7 ft ³
Survival Wind Speed	241 km/hr	150 mph
Wind Area	0.46 m ²	4.9 ft ²
Wind Load (160 km/hr or 100 mph)	383 N	86 lbf

Quoted performance parameters are provided to offer typical, peak or range values only and may vary as a result of normal testing, manufacturing and operational conditions. Extreme operational conditions and/or stress on structural supports is beyond our control. Such conditions may result in damage to this product. Improvements to products may be made without notice.

CUD070X12Fxyz0

DUAL BAND | DUAL SECTOR | CANISTER ANTENNA | X-POL | FIXED TILT | 1219 MM (48.0 IN)

Bottom View - Labeling

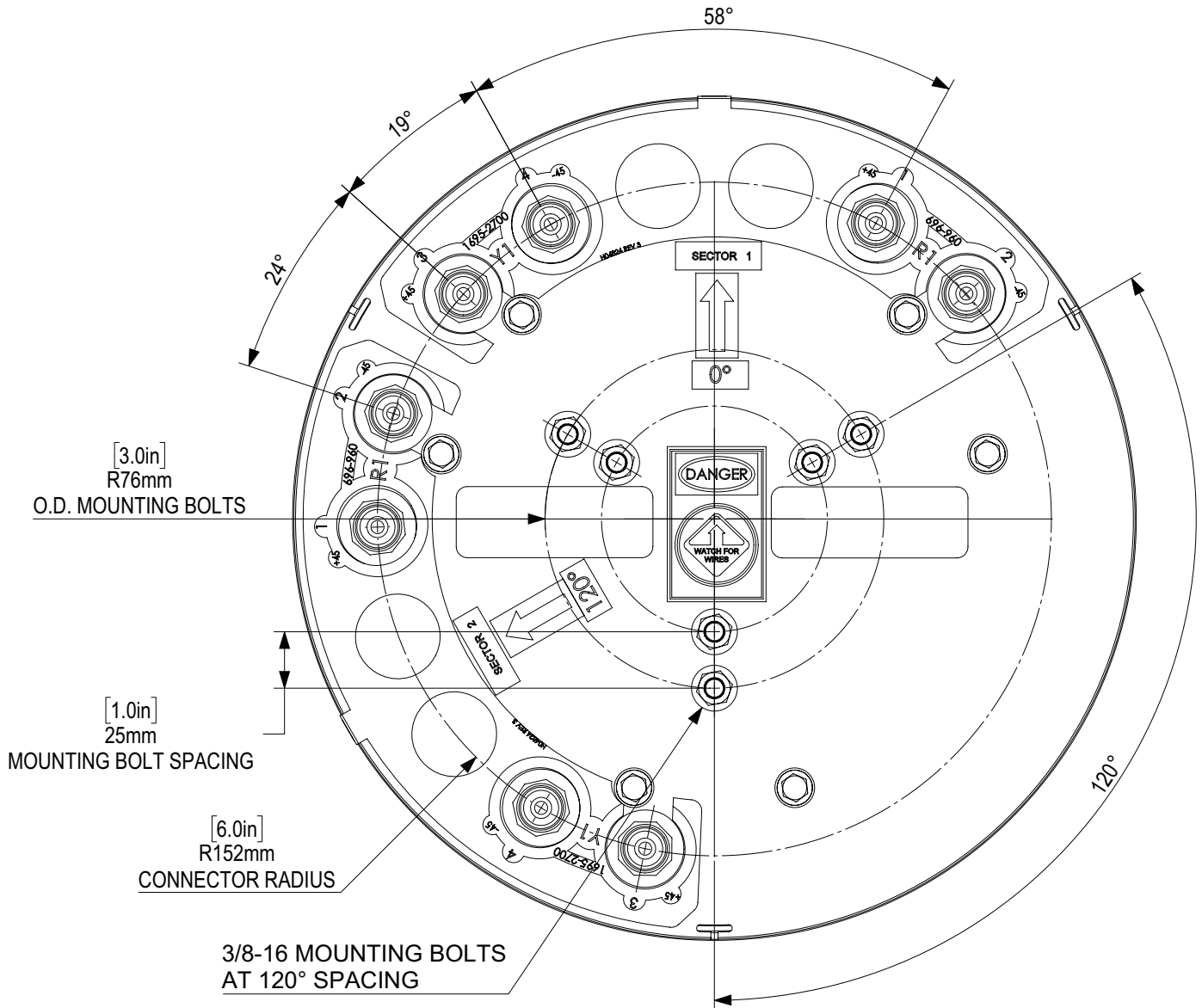


Quoted performance parameters are provided to offer typical, peak or range values only and may vary as a result of normal testing, manufacturing and operational conditions. Extreme operational conditions and/or stress on structural supports is beyond our control. Such conditions may result in damage to this product. Improvements to products may be made without notice.

CUD070X12Fxyz0

DUAL BAND | DUAL SECTOR | CANISTER ANTENNA | X-POL | FIXED TILT | 1219 MM (48.0 IN)

Bottom View - Connector Diagram



Quoted performance parameters are provided to offer typical, peak or range values only and may vary as a result of normal testing, manufacturing and operational conditions. Extreme operational conditions and/or stress on structural supports is beyond our control. Such conditions may result in damage to this product. Improvements to products may be made without notice.

CUD070X12Fxyz0

DUAL BAND | DUAL SECTOR | CANISTER ANTENNA | X-POL | FIXED TILT | 1219 MM (48.0 IN)

Ordering Options

When ordering, select the Radome Color, Degree of Electrical Downtilt for the Low (x) and Mid Band (y) and the Connector Type (z).

Radom Color	Electrical Downtilt Degree		Connector Type (z)	
	Low Band ■ R1 (x)	Mid Band ■ Y1 (y)	4.3-10 Female	7/16-DIN Female
Grey Pantone 420 C	0°	0°	CUD070X12F00s0	CUD070X12F00D0
	0°	4°	CUD070X12F04s0	CUD070X12F04D0
	6°	0°	CUD070X12F60s0	CUD070X12F60D0
	6°	4°	CUD070X12F64s0	CUD070X12F64D0
Brown Pantone 476 C	0°	0°	CUD070X12F00s0BR	CUD070X12F00D0BR
	0°	4°	CUD070X12F04s0BR	CUD070X12F04D0BR
	6°	0°	CUD070X12F60s0BR	CUD070X12F60D0BR
	6°	4°	CUD070X12F64s0BR	CUD070X12F64D0BR
Black RAL 9011	0°	0°	CUD070X12F00s0BK	CUD070X12F00D0BK
	0°	4°	CUD070X12F04s0BK	CUD070X12F04D0BK
	6°	0°	CUD070X12F60s0BK	CUD070X12F60D0BK
	6°	4°	CUD070X12F64s0BK	CUD070X12F64D0BK



Quoted performance parameters are provided to offer typical, peak or range values only and may vary as a result of normal testing, manufacturing and operational conditions. Extreme operational conditions and/or stress on structural supports is beyond our control. Such conditions may result in damage to this product. Improvements to products may be made without notice.

CUD070X12Fxyz0

DUAL BAND | DUAL SECTOR | CANISTER ANTENNA | X-POL | FIXED TILT | 1219 MM (48.0 IN)

Mounting Kits

This antenna can be mounted using any of the following mounting kits. Mounting kits must be ordered separately.

Side Mounting Bracket Kit	Top Mounting Bracket Kit	Utility Pole Mounting Bracket Kit	Wide Diameter Pole Top Mounting Bracket Kit
CWT-MKS-SIDE	CWT-MKS-TOP	WB3X-MKS-01	CWT-MKS-BASE-xx
			

Quoted performance parameters are provided to offer typical, peak or range values only and may vary as a result of normal testing, manufacturing and operational conditions. Extreme operational conditions and/or stress on structural supports is beyond our control. Such conditions may result in damage to this product. Improvements to products may be made without notice.