

## BXA-70063-6CF-EDIN-X

Single Band | Panel Antenna | X-Pol | 63° | 16.6 dBi | Fixed Tilt

- Single band, panel antenna with fixed electrical tilt




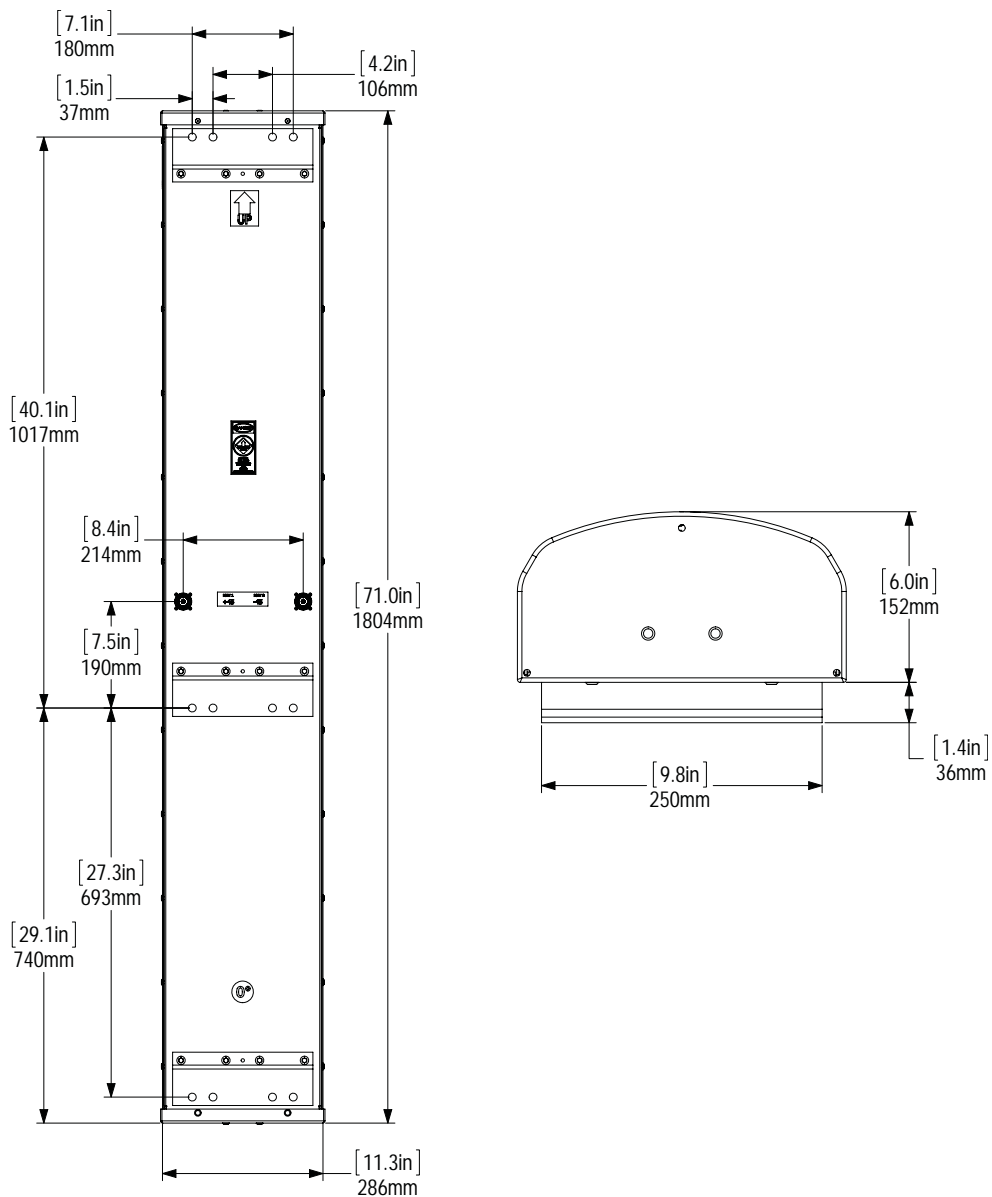
Ordering Options		
When ordering, replace the "X" in the model number with the electrical downtilt. Select from the options listed in the Electrical Downtilt section below.		
Electrical Characteristics		696-900 MHz
Frequency Bands		696-806 MHz      806-900 MHz
Polarization		±45°
Horizontal Beamwidth		65°      63°
Vertical Beamwidth		13°      11°
Gain		16.1 dBi      16.6 dBi
Electrical Downtilt		(X) 0, 2, 5
Impedance		50Ω
IM3 (2x20W carrier)		< -153 dBc
Upper Sidelobe Suppression (0°)		-18.3 dB      -18.2 dB
Front-to-Back Ratio (±30°)		-33.4 dB      -36.3 dB
VSWR		≤ 1.35:1
Null Fill		5% (-26.02 dB)
Isolation Between Ports		> 25 dB
Input Power		500 W
Total Number of Connectors	Antenna has 2 connectors located on the center (back) of the antenna	
Connectors Per Band	696-900 MHz	2 Connectors, Elongated 7/16-DIN Female (EDIN)
Lightning Protection		Direct Ground
Mechanical Characteristics		
Dimensions (Length x Width x Depth)		1804 x 286 x 152 mm      71.0 x 11.3 x 6.0 in
Depth with z-brackets		188 mm      7.4 in
Weight without Mounting Brackets		7.9 kg      17 lbs
Wind Area	Front	0.52 m <sup>2</sup> 5.6 ft <sup>2</sup>
	Side	0.45 m <sup>2</sup> 4.8 ft <sup>2</sup>
Survival Wind Speed		> 201 km/hr      > 125 mph
Wind Load (161 km/hr or 100 mph)	Front	741 N      167 lbf
	Side	526 N      118 lbf

Quoted performance parameters are provided to offer typical, peak or range values only and may vary as a result of normal testing, manufacturing and operational conditions. Extreme operational conditions and/or stress on structural supports is beyond our control. Such conditions may result in damage to this product. Improvements to products may be made without notice.

# BXA-70063-6CF-EDIN-X

Single Band | Panel Antenna | X-Pol | 63° | 16.6 dBi | Fixed Tilt

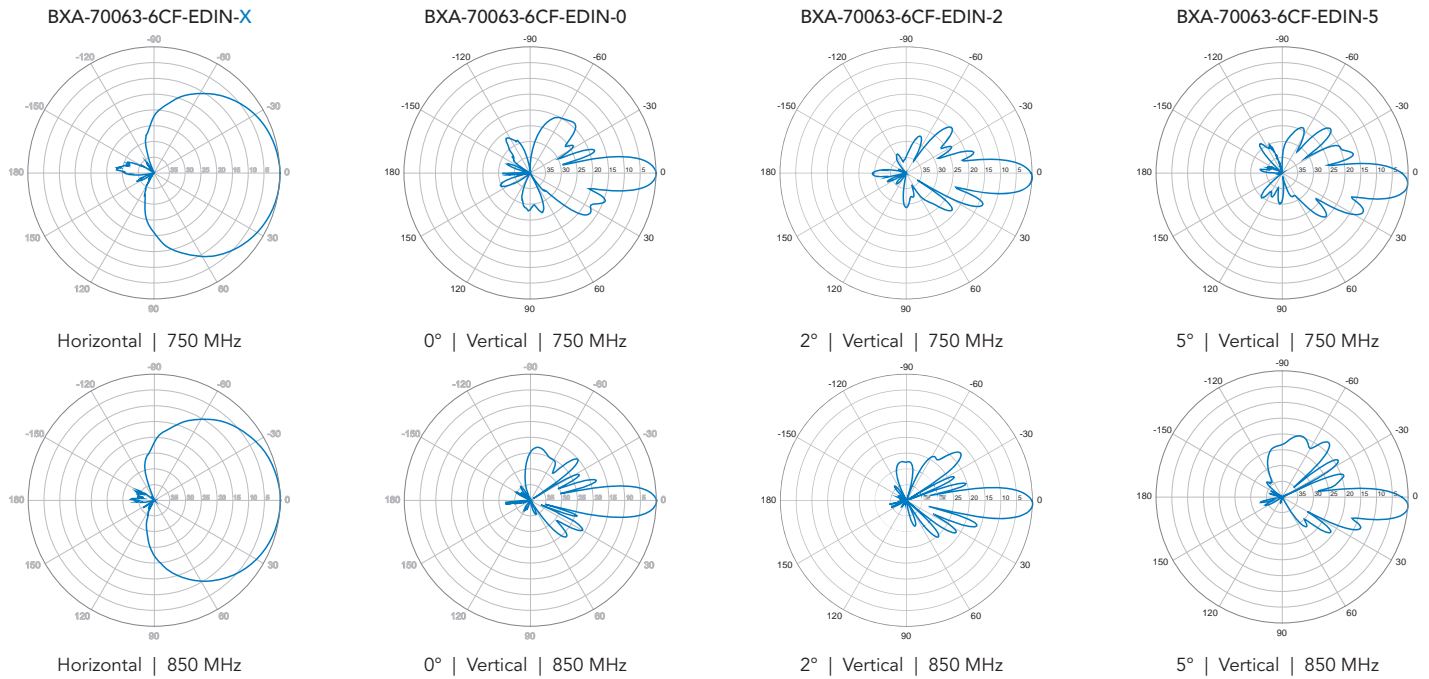
Mounting Options	Part Number	Image	Fits Pipe Diameter	Weight
All mounting bracket kits are ordered separately unless otherwise indicated. Select from the options listed below.				
3-Point Mounting and Downtilt Bracket Kit	36210008		40-115 mm 1.57-4.5 in	6.9 kg 15.2 lbs



Quoted performance parameters are provided to offer typical, peak or range values only and may vary as a result of normal testing, manufacturing and operational conditions. Extreme operational conditions and/or stress on structural supports is beyond our control. Such conditions may result in damage to this product. Improvements to products may be made without notice.

# BXA-70063-6CF-EDIN-X

Single Band | Panel Antenna | X-Pol | 63° | 16.6 dBi | Fixed Tilt



Quoted performance parameters are provided to offer typical, peak or range values only and may vary as a result of normal testing, manufacturing and operational conditions. Extreme operational conditions and/or stress on structural supports is beyond our control. Such conditions may result in damage to this product. Improvements to products may be made without notice.