


5860112

Dual Band | Panel Antenna | XX-Pol | 65° / 65° | 17.3 / 17.8 dBi | Variable Tilt | Diplexed

- Dual band, XX-Pol, variable tilt, diplexed panel antenna with 2 connectors
- Independent tilt on each band 0-10° / 0-10°
- SlimLine™ profile for low wind load
- Available as a Manual or Remote Electrical Tilt Antenna, AISG v1.1 or 3GPP/AISG v2.0
- Patented internal RET actuator adds no additional length to the antenna (field replaceable)







Ordering Options		Model Number	
Manual Electrical Tilt		5860112	
Remote Electrical Tilt AISG v1.1		5860012	
Remote Electrical Tilt 3GPP/AISG v2.0		5860012G	
Other accessories are ordered separately.			
Electrical Characteristics		880-960 MHz	1710-2170 MHz
Frequency Bands (MHz)		880...960	1710...1880 1900...2170
Polarisation		±45°	±45°
Horizontal Beamwidth		65°	65° 64°
Vertical Beamwidth		7°	6° 6°
Gain (dBi)	0° Tilt	16.8...17.3	17.0...17.3 17.3...17.8
	5° Tilt	16.8...17.3	16.9...17.1 17.1...17.6
	10° Tilt	16.7...17.2	16.9...17.0 17.0...17.4
Electrical Downtilt		0-10°	0-10°
Impedance		50Ω	50Ω
VSWR		< 1.4	< 1.4
Upper Sidelobe Suppression (typical)		18 dB	18 dB
Front-to-Back Ratio		> 30 dB	> 30 dB
Isolation Between Bands (inter-band; typical)		45 dB	45 dB
Isolation Between Ports (intra-band)		> 30 dB	> 30 dB
IM3 (2x20W carrier)		< -110 dBm	< -110 dBm
Input Power		200 W	160 W
Total Number of Connectors		Antenna has 2 connectors located at the bottom	
Connectors Per Band, Type, Location	Diplexed : 880-960/1710-2170 MHz	2 Connectors / 7/16-DIN Female / Long Neck / Bottom / Red & Blue Rings	
Operating Temperature		-40° to +60° C (-40° to +140° F)	
Mechanical Characteristics			
Shroud Material / Colour		Outdoor Plastic / Grey RAL7035	
Dimensions (Length x Width x Depth)		2688 x 253 x 147 mm	105.8 x 10.0 x 5.8 in
Weight without Mounting Brackets		24 kg	52.9 lbs
Operational Wind Speed		160 km/hr	100 mph
Survival Wind Speed		200 km/hr	124 mph
Wind Loads (160 km/hr or 100 mph) EN1991-4-1	Front	607 N	137 lbf
	Lateral	510 N	115 lbf
	Rear	944 N	212 lbf



Quoted performance parameters are provided to offer typical, peak or range values only and may vary as a result of normal testing, manufacturing and operational conditions. Extreme operational conditions and/or stress on structural supports is beyond our control. Such conditions may result in damage to this product. Improvements to products may be made without notice.

5860112

Dual Band | Panel Antenna | XX-Pol | 65° / 65° | 17.3 / 17.8 dBi | Variable Tilt | Diplexed

Packaging				
Packaging Dimensions (Height x Width x Depth)	2930 x 350 x 240 mm		115.4 x 13.8 x 9.4 in	
Packaging Weight	33 kg		72.8 lbs	
Environmental Characteristics				
Environmental	ETS 300 019			
RoHS Compliant	Yes			
Electrical Downtilt Control				
Electrical downtilt for each band can be controlled separately. Tilt indicator(s) are covered by removable transparent cap(s).				
Manual Electrical Tilt (MET) Control	A coloured knob at the end of the tilt indicator allows change of the tilt without need of a tool. The knob colour is identical to the corresponding connector ring colour. To access the knob, remove the cap by turning it counter-clockwise. It is re-installed by opposite rotation. Do not remove the transparent cap(s) from the antenna.			
Remote Electrical Tilt (RET) Control	The remote control of the electrical tilt is managed by a module (MDCU) totally inserted at the bottom of the antenna. One single module controls individually the tilt of each band (no need of daisy chain cables between the bands). This module does not add any additional length at the bottom of the antenna. For RET control, the transparent cap must be in place and locked. The tilt angle indicator always remains visible and the antenna still has manual tilt control (manual override).			
RET Module	The RET module is factory installed and does not need to be ordered separately.			
	Part Number for AISG v1.1 protocol:	MDCU-A0000	One unit installed in 5860012	
	Part Number for 3GPP/AISG v2.0 protocol:	MDCU-G0000	One unit installed in 5860012G	
Important Installation Instructions 	In order to operate RET control, the transparent caps covering the tilt adjustment indicators must be engaged and locked. Do not cut them from the antenna.			
	Do not install the antenna with the connectors facing upward.			
Mounting Options				
Part Number	Image	Fits Pipe Diameter	Weight	
All mounting bracket kits are ordered separately unless otherwise indicated. Select from the options listed below.				
2-Point Mounting Bracket Kit	0900181/00		48-115 mm 1.9-4.5 in	3.4 kg 7.5 lbs
2-Point Mounting Bracket Kit	0900182/00		70-150 mm 2.8-5.9 in	3.9 kg 8.6 lbs
Kit to Add Mechanical Tilt (0-10°) to Above Brackets (optional)	0900396/00		---	2.3 kg 5.1 lbs

Quoted performance parameters are provided to offer typical, peak or range values only and may vary as a result of normal testing, manufacturing and operational conditions. Extreme operational conditions and/or stress on structural supports is beyond our control. Such conditions may result in damage to this product. Improvements to products may be made without notice.

5860112

Dual Band | Panel Antenna | XX-Pol | 65° / 65° | 17.3 / 17.8 dBi | Variable Tilt | Diplexed

Bottom View of Antenna



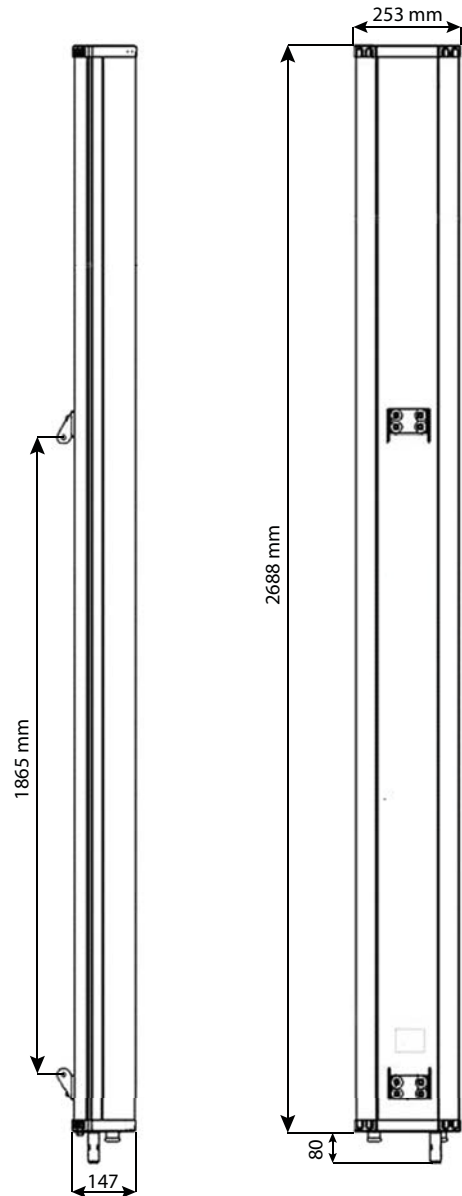
Location of the MDCU
for RET Control

Tilt indicators covered by transparent caps.
Manual adjustment is accessed by removing the caps.
Knob colours are the same as the connectors.



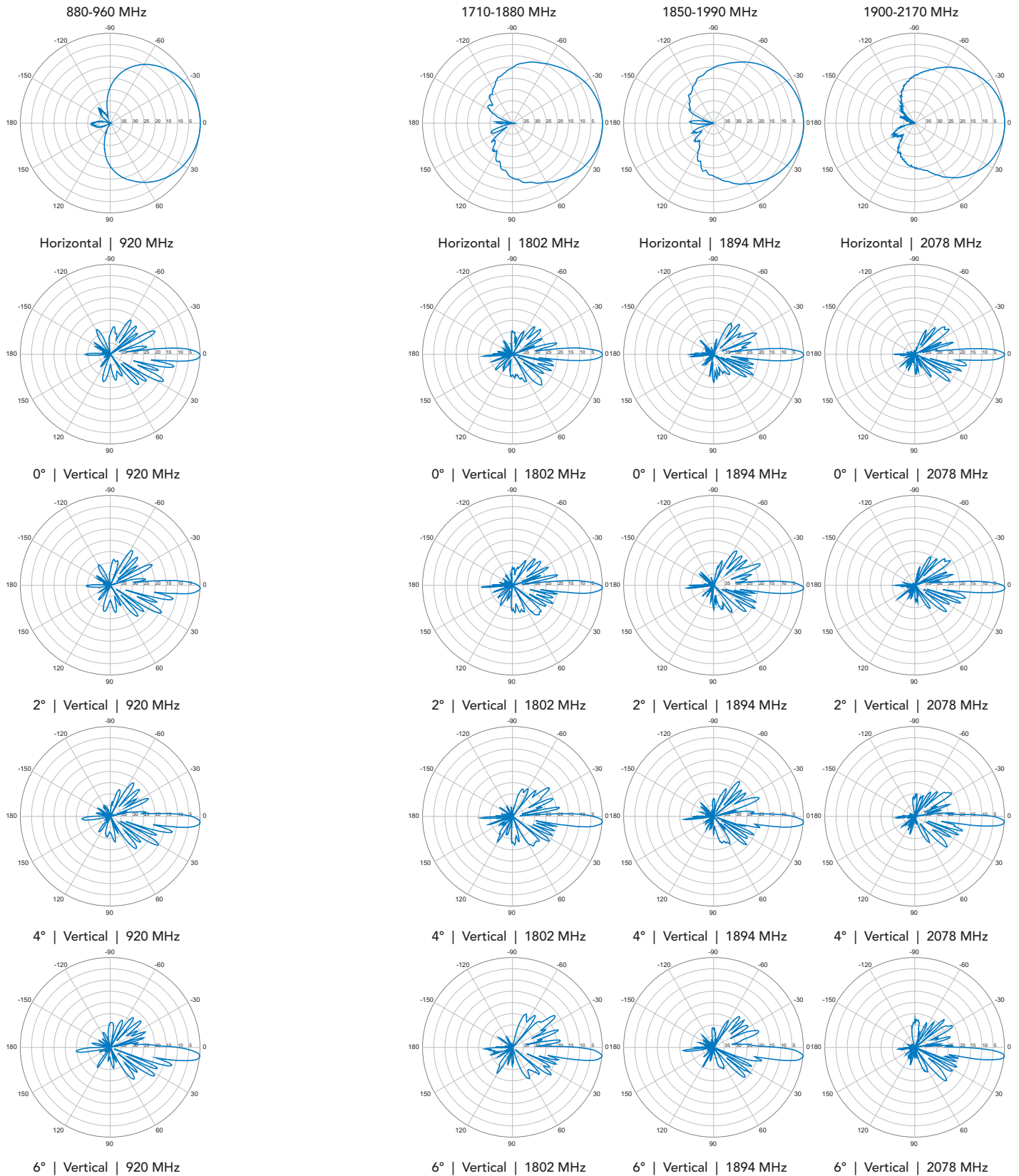
In order to operate RET control, the transparent caps covering the tilt adjustment indicators must be engaged and locked. Do not cut them from the antenna.

Dimensions



5860112

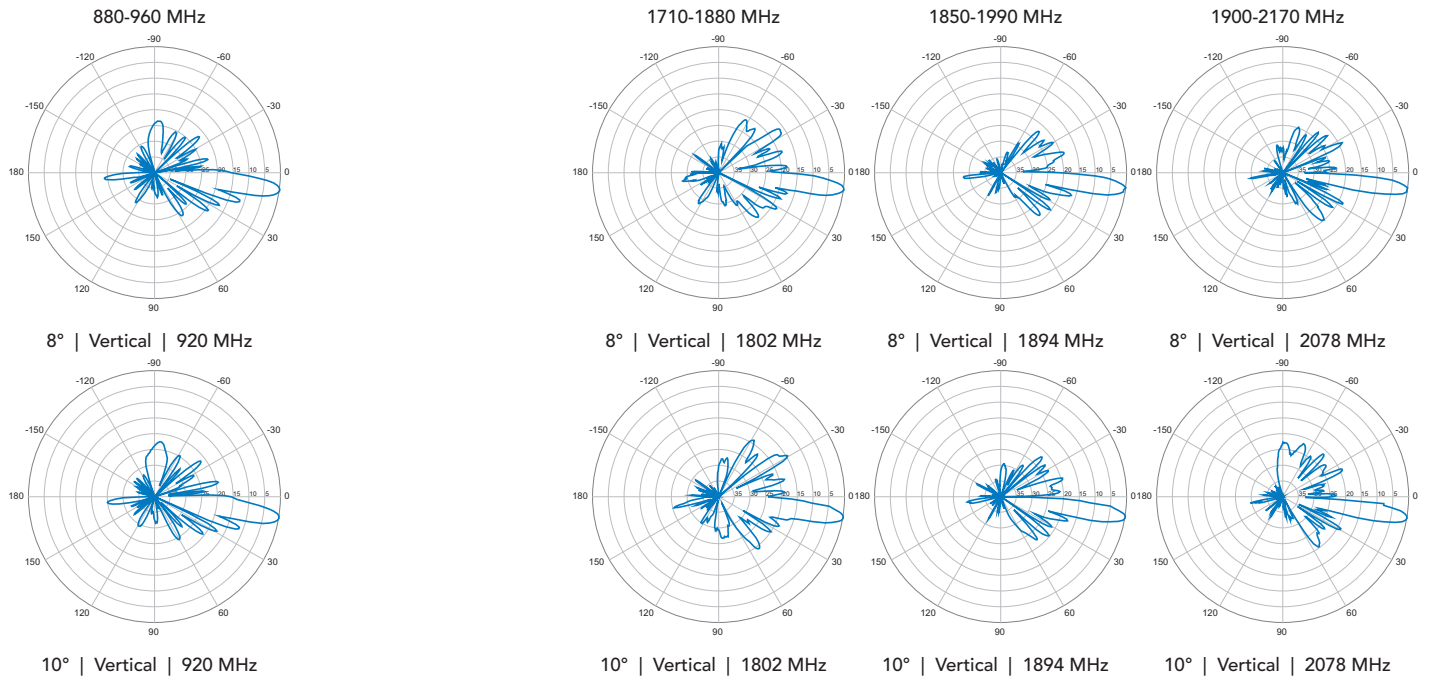
Dual Band | Panel Antenna | XX-Pol | 65° / 65° | 17.3 / 17.8 dBi | Variable Tilt | Diplexed



Quoted performance parameters are provided to offer typical, peak or range values only and may vary as a result of normal testing, manufacturing and operational conditions. Extreme operational conditions and/or stress on structural supports is beyond our control. Such conditions may result in damage to this product. Improvements to products may be made without notice.

5860112

Dual Band | Panel Antenna | XX-Pol | 65° / 65° | 17.3 / 17.8 dBi | Variable Tilt | Diplexed



Quoted performance parameters are provided to offer typical, peak or range values only and may vary as a result of normal testing, manufacturing and operational conditions. Extreme operational conditions and/or stress on structural supports is beyond our control. Such conditions may result in damage to this product. Improvements to products may be made without notice.