




## UNICELL Enclosures

Enclosure Family	Diameter	Applications / Features	UNICELL Model Number		
			1830 mm (72 inch)	2435 mm (96 inch)	2745 mm (108 inch)
UNICELL 14	368 mm (14.5 inch)	<ul style="list-style-type: none"> <li>GSM 1800, PCS 1900, UMTS, AWS</li> <li>Azimuth swivel*</li> </ul>	UNX14-14	UNX14-19	---
UNICELL 20	511 mm (20.1 inch)	<ul style="list-style-type: none"> <li>All frequency bands</li> <li>±30° azimuth*</li> <li>4° mechanical tilt</li> </ul>	UNX20-14	UNX20-19	UNX20-25

\* Feature is available in certain antenna and UNICELL combinations only. Please refer to individual antenna datasheets for full application and features.

## UNICELL Accessories

Accessory	Description	Accessory Part Number for use with:	
		UNICELL 14	UNICELL 20
	<b>Lightning Protection Kit</b> 18-inch (460 mm) copper air finial with a 20 ft (6 m) section of #4 AWG braided copper cable pre-attached. The kit provides all necessary hardware for installation	UNX-LPK	UNX-LPK
	<b>Mounting Mast</b> Interface flange welded to a 10 ft (3 m) steel mast pipe. The mast can be used with standard wall or pipe mounting kits to provide an inexpensive mounting system. Custom lengths are available upon request	UNX14-M-120	UNX20-M-120
	<b>Cable Access Canister</b> Steel construction with same diameter and appearance as UNICELL structure to simplify cable installation and weatherproofing	UNX14-C	UNX20-C

Quoted performance parameters are provided to offer typical, peak or range values only and may vary as a result of normal testing, manufacturing and operational conditions. Extreme operational conditions and/or stress on structural supports is beyond our control. Such conditions may result in damage to this product. Improvements to products may be made without notice.