

CUT360X12Fxyz1

DUAL BAND | DIPLEXED | OMNI | CANISTER ANTENNA | X-POL | FIXED TILT | 1219 MM (48.0 IN)

Features

- Diplexed, Omni configuration with 2 connectors
- Ideal for Small Cell / DAS applications
- Available with 4.3/10 or 7/16-DIN connectors
- Four unique mounting options
- Available in gray and brown



Connector Description

The diplexed antenna has 2 connectors located at the bottom.

Low Band ■ R1 / High Band ■ Y1 696-960 / 1695-2700 MHz (2x) 4.3/10 or 7/16-DIN Female

Electrical Characteristics	Low Band		High Band			
	696-960 MHz		1695-2700 MHz			
Frequency Bands (MHz)	696-806	806-960	1695-1880	1850-1990	1920-2200	2300-2700
Polarization	±45°		±45°			
Horizontal Beamwidth	360°	360°	360°	360°	360°	360°
Vertical Beamwidth	20°	15°	7.5°	7.0°	6.5°	6.0°
Gain	5.2 dBi	5.7 dBi	8.7 dBi	9.2 dBi	9.7 dBi	10.0 dBi
Electrical Downtilt (°)	(x) 0, 5		(y) 0, 6			
Impedance	50Ω		50Ω			
VSWR	≤ 1.5:1		≤ 1.5:1			
Upper Sidelobe Suppression	> 15 dB		> 15 dB			
Isolation Between Ports	20 dB		25 dB			
IM3 (2x20W carrier)	< -153 dBc		< -153 dBc			
Input Power	(1x) 500 W		(1x) 300 W			
Diplexed	Yes (Internal Diplexer)					
Number of Sectors / Sector Spacing	Omni					
Lightning Protection	Direct Ground					

Mechanical Characteristics

Antenna Dimensions (Height x Diameter)	1219 x 371 mm	48.0 x 14.6 in
Weight without Mounting Bracket Kit	16.7 kg	36.8 lbs
Antenna Volume	0.13 m ³	4.7 ft ³
Survival Wind Speed	200 km/hr	125 mph
Wind Area	0.47 m ²	5.0 ft ²
Wind Load (160 km/hr or 100 mph)	391 N	88 lbf

Quoted performance parameters are provided to offer typical, peak or range values only and may vary as a result of normal testing, manufacturing and operational conditions. Extreme operational conditions and/or stress on structural supports is beyond our control. Such conditions may result in damage to this product. Improvements to products may be made without notice.

CUT360X12Fxyz1

DUAL BAND | DIPLEXED | OMNI | CANISTER ANTENNA | X-POL | FIXED TILT | 1219 MM (48.0 IN)

Bottom View - Labeling

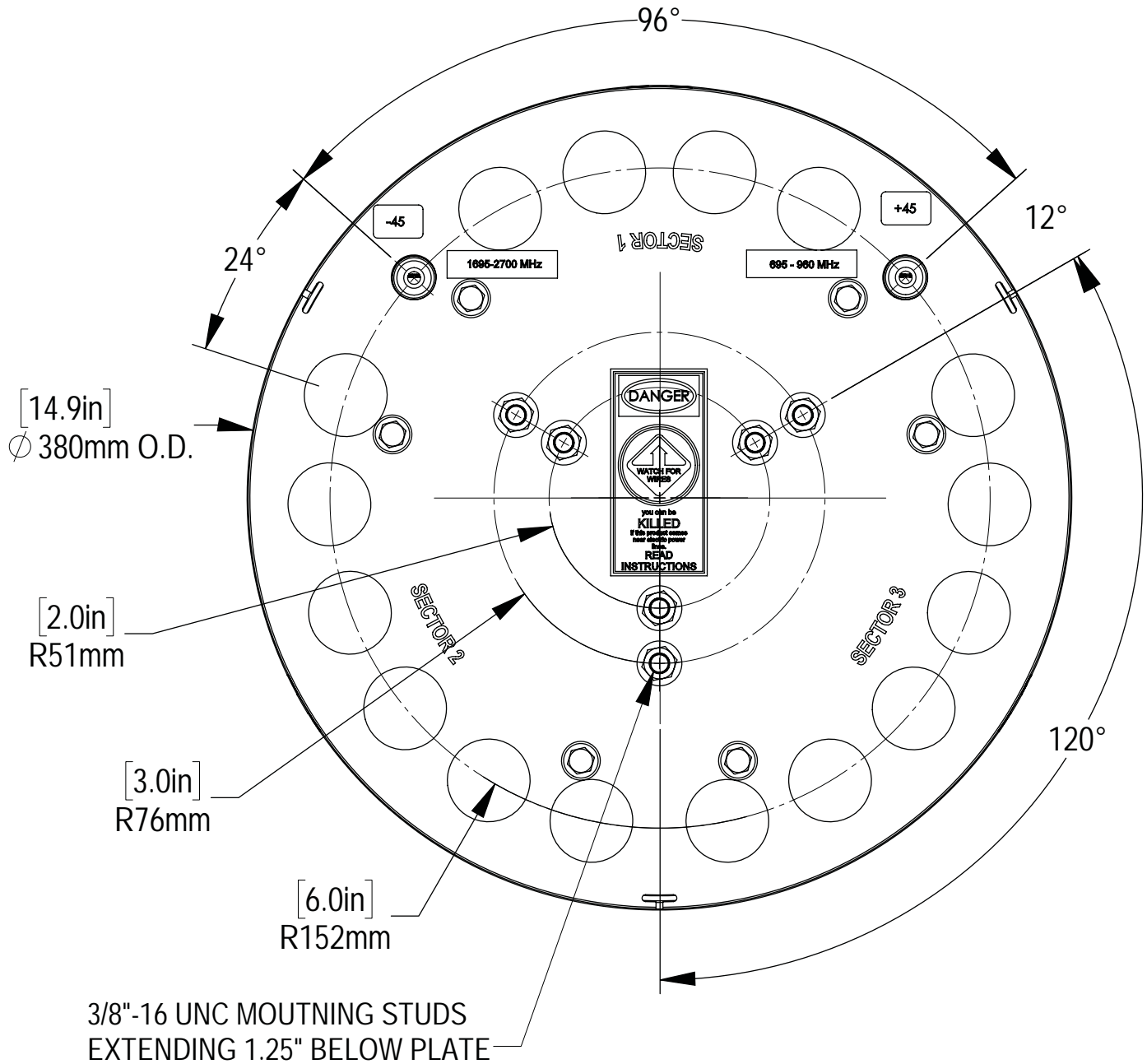


Quoted performance parameters are provided to offer typical, peak or range values only and may vary as a result of normal testing, manufacturing and operational conditions. Extreme operational conditions and/or stress on structural supports is beyond our control. Such conditions may result in damage to this product. Improvements to products may be made without notice.

CUT360X12Fxyz1

DUAL BAND | DIPLEXED | OMNI | CANISTER ANTENNA | X-POL | FIXED TILT | 1219 MM (48.0 IN)

Bottom View - Connector Diagram

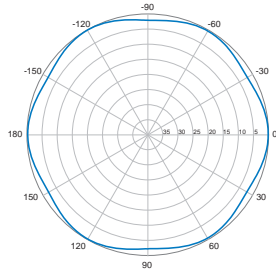


Quoted performance parameters are provided to offer typical, peak or range values only and may vary as a result of normal testing, manufacturing and operational conditions. Extreme operational conditions and/or stress on structural supports is beyond our control. Such conditions may result in damage to this product. Improvements to products may be made without notice.

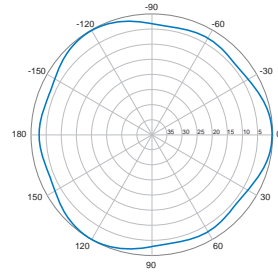
CUT360X12Fxyz1

DUAL BAND | DIPLEXED | OMNI | CANISTER ANTENNA | X-POL | FIXED TILT | 1219 MM (48.0 IN)

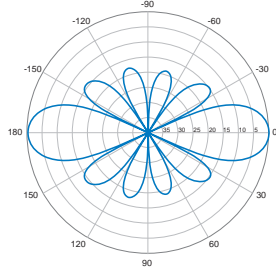
696-960 MHz



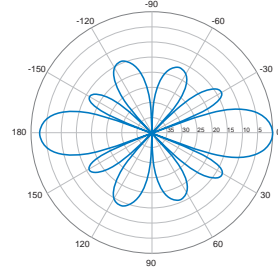
Horizontal | 750 MHz



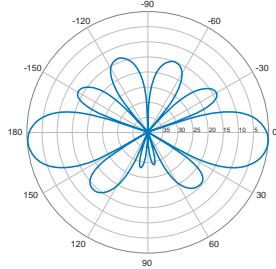
Horizontal | 850 MHz



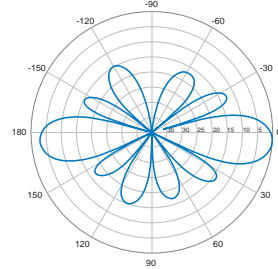
Vertical | 0° | 750 MHz



Vertical | 0° | 850 MHz



Vertical | 5° | 750 MHz



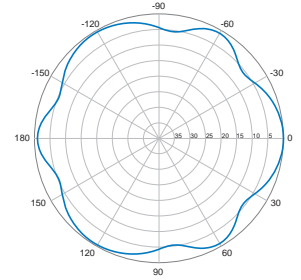
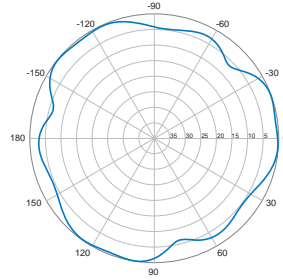
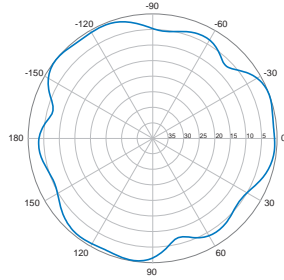
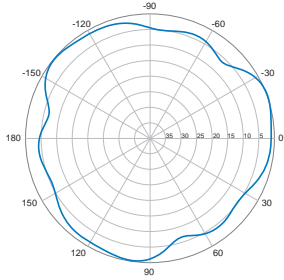
Vertical | 5° | 850 MHz

Quoted performance parameters are provided to offer typical, peak or range values only and may vary as a result of normal testing, manufacturing and operational conditions. Extreme operational conditions and/or stress on structural supports is beyond our control. Such conditions may result in damage to this product. Improvements to products may be made without notice.

CUT360X12Fxyz1

DUAL BAND | DIPLEXED | OMNI | CANISTER ANTENNA | X-POL | FIXED TILT | 1219 MM (48.0 IN)

1695-2700 MHz

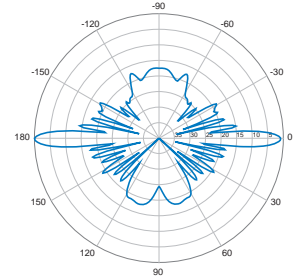
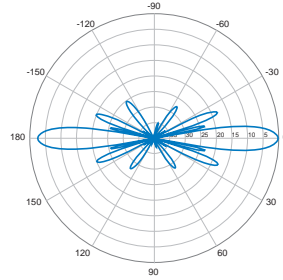
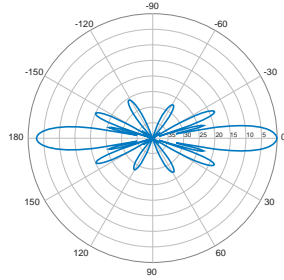
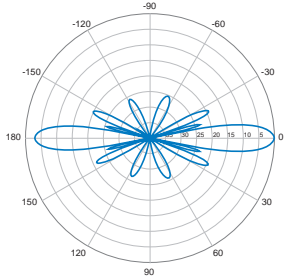


Horizontal | 1800 MHz

Horizontal | 1900 MHz

Horizontal | 2100 MHz

Horizontal | 2600 MHz

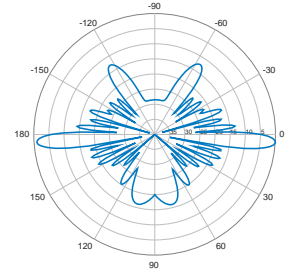
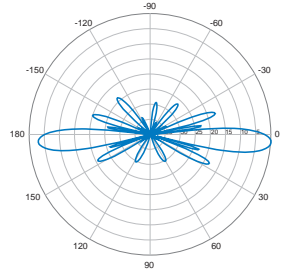
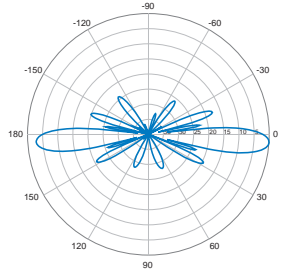
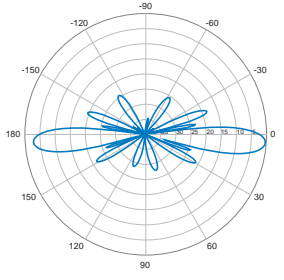


0° | Vertical | 1800 MHz

0° | Vertical | 1900 MHz

0° | Vertical | 2100 MHz

0° | Vertical | 2600 MHz



6° | Vertical | 1800 MHz

6° | Vertical | 1900 MHz

6° | Vertical | 2100 MHz

6° | Vertical | 2600 MHz

Quoted performance parameters are provided to offer typical, peak or range values only and may vary as a result of normal testing, manufacturing and operational conditions. Extreme operational conditions and/or stress on structural supports is beyond our control. Such conditions may result in damage to this product. Improvements to products may be made without notice.

CUT360X12Fxyz1

DUAL BAND | DIPLEXED | OMNI | CANISTER ANTENNA | X-POL | FIXED TILT | 1219 MM (48.0 IN)





Ordering Options

When ordering, select the Paint Color, Degree of Electrical Downtilt (**xy**) for the Low and High Bands and the Connector Type (**z**).

Paint Color	Electrical Downtilt Degree		Connector Type (z)	
	Low Band (x)	High Band (y)	4.3/10 Female	7/16-DIN Female
Painted Gray	0°	0°	CUT360X12F 00s 1	CUT360X12F 00D 1
	0°	6°	CUT360X12F 06s 1	CUT360X12F 06D 1
	5°	0°	CUT360X12F 50s 1	CUT360X12F 50D 1
	5°	6°	CUT360X12F 56s 1	CUT360X12F 56D 1
Painted Brown	0°	0°	CUT360X12F 00s1BR	CUT360X12F 00D1BR
	0°	6°	CUT360X12F 06s1BR	CUT360X12F 06D1BR
	5°	0°	CUT360X12F 50s1BR	CUT360X12F 50D1BR
	5°	6°	CUT360X12F 56s1BR	CUT360X12F 56D1BR

Mounting Kits

This antenna can be mounted using any of the following mounting kits. Mounting kits must be ordered separately.

Side Mounting Bracket Kit	Top Mounting Bracket Kit	Utility Pole Mounting Bracket Kit	Wide Diameter Pole Top Mounting Bracket Kit
CWT-MKS-SIDE	CWT-MKS-TOP	WB3X-MKS-01	CWT-MKS-BASE-xx
			

Quoted performance parameters are provided to offer typical, peak or range values only and may vary as a result of normal testing, manufacturing and operational conditions. Extreme operational conditions and/or stress on structural supports is beyond our control. Such conditions may result in damage to this product. Improvements to products may be made without notice.