

5029000

Multi Band | Microcell Panel | V-Pol | 115° | 5.0 dBi

- Indoor / outdoor, vertically polarized, "Shark Fin" panel antenna
- Wide beam coverage with limited gain for near use
- Designed for wall or ceiling mount

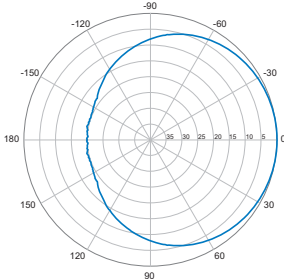


Ordering Options		Model Number	
Antenna with N-Type Connector		5029000	
Antenna with 4.1/9.5 Mini-DIN Connector		5029000-mDIN	
Antenna with 7/16-DIN Connector		5029000-DIN	
Electrical Characteristics			
Frequency Band		690-2700 MHz	
Polarization		Vertical	
Horizontal Beamwidth		115°	
Vertical Beamwidth		70°	
Gain		2.9 dBd (5.0 dBi)	
Impedance		50Ω	
VSWR	Maximum	< 1.8:1	
	Typical	< 1.5:1	
Passive Intermodulation (2x20W)		-150 dBc* *PIM value for N-type only applicable at date of manufacture	
Input Power		50W	
Connector(s)		1 port / N-Type, 7/16-DIN, or 4.1/9.5 Mini-DIN / Female with 0.5 m (19.7 in) RG303 cable, white jacket / Bottom	
Lightning protection		DC Ground	
Mechanical Characteristics			
Materials	Base	Aluminum	
	Radome / Color	ABS / White	
Dimensions (Length x Width x Depth)		282 x 85 x 182 mm	11.1 x 3.3 x 7.2 in
Weight		0.5 kg	1.1 lbs
Wind Load (160 km/hr or 100 mph)		70 N	15.7 lbf
Mounting Options			
Mounting		Screws supplied for mounting on flat wall	

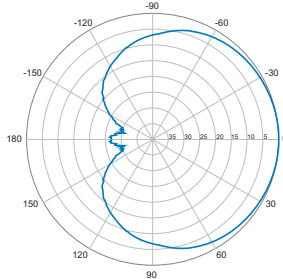
Quoted performance parameters are provided to offer typical or range values only and may vary as a result of normal manufacturing and operational conditions. Extreme operational conditions and/or stress on structural supports is beyond our control. Such conditions may result in damage to this product. Improvements to product may be made without notice.

5029000

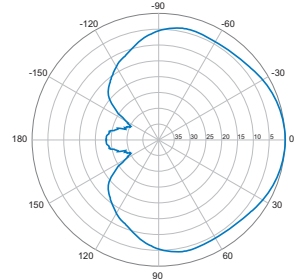
Multi Band | Microcell Panel | V-Pol | 115° | 5.0 dBi



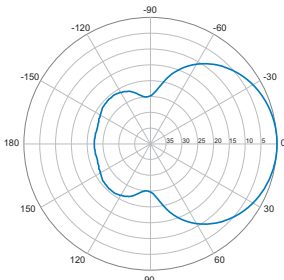
Horizontal | 900 MHz



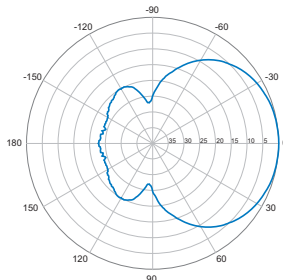
Horizontal | 1800 MHz



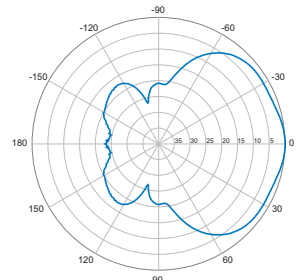
Horizontal | 2000 MHz



Vertical | 900 MHz



Vertical | 1800 MHz



Vertical | 2000 MHz

Quoted performance parameters are provided to offer typical or range values only and may vary as a result of normal manufacturing and operational conditions. Extreme operational conditions and/or stress on structural supports is beyond our control. Such conditions may result in damage to this product. Improvements to product may be made without notice.