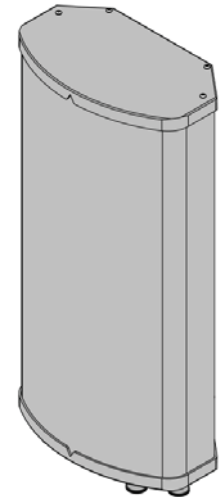


CUX063X06Fxyz0

DUAL BAND | 4-PORT | PANEL ANTENNA | XX-POL | 65° / 65° | 11.0 / 14.0 DBI | FIXED TILT

- Dual band, fixed tilt panel antenna, 4 connectors
- Ultra-wide band performance
- Ideal solution for Small Cell applications



Connector Description

The antenna has 4 connectors located at the bottom, each marked with a colored ring.

Low Band	696-960 MHz	Red Rings	 (2x) 4.3/10 or 7/16-DIN Female
High Band	1695-2700 MHz	Orange Rings	 (2x) 4.3/10 or 7/16-DIN Female

Electrical Characteristics	Low Band		High Band			
	696-960 MHz		1695-2700 MHz			
Frequency Bands (MHz)	696-806	806-960	1695-1880	1850-1990	1920-2200	2300-2700
Polarization	±45°		±45°			
Horizontal Beamwidth	75°	70°	65°	70°	75°	75°
Vertical Beamwidth	42°	40°	18°	16°	14°	14°
Gain	10.5 dBi	11.0 dBi	13.5 dBi	14.0 dBi	14.0 dBi	14.0 dBi
Electrical Downtilt (°)	(x) 0		(y) 0			
Impedance	50Ω		50Ω			
VSWR	≤ 1.5:1		≤ 1.5:1			
Front-to-Back Ratio	> 20 dB		> 25 dB			
Isolation Between Ports	> 25 dB		> 25 dB			
IM3 (2x20W carrier)	< -153 dBc		< -153 dBc			
Input Power	(2x) 500 W		(2x) 300 W			
Diplexed	No					
Lightning Protection	Direct Ground					
Operating Temperature	-40° to +60° C (-40° to +140° F)					

Mechanical Characteristics

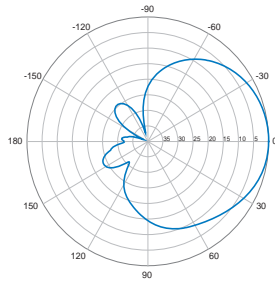
Dimensions (Height x Width x Diameter)		616 x 307 x 177 mm	24.3 x 12.1 x 7.0 in
Weight without Mounting Brackets		5.0 kg	11 lbs
Survival Wind Speed		241 km/hr	150 mph
Wind Area	Front	0.18 m ²	1.9 ft ²
	Side	0.11 m ²	1.1 ft ²
Wind Load	Front	219 N	49 lbf
	Side	129 N	29 lbf

Quoted performance parameters are provided to offer typical, peak or range values only and may vary as a result of normal testing, manufacturing and operational conditions. Extreme operational conditions and/or stress on structural supports is beyond our control. Such conditions may result in damage to this product. Improvements to products may be made without notice.

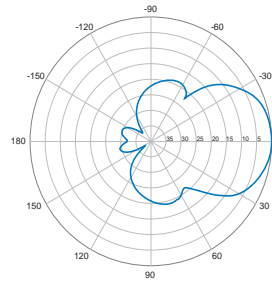
CUX063X06Fxyz0

DUAL BAND | 4-PORT | PANEL ANTENNA | XX-POL | 65° / 65° | 11.0 / 14.0 DBI | FIXED TILT

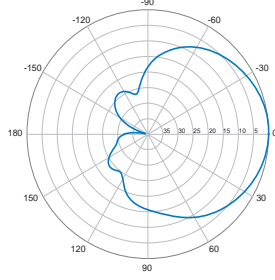
696-960 MHz



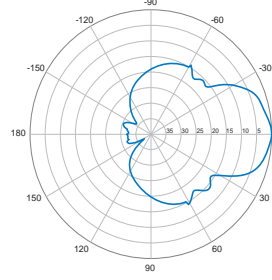
Horizontal | 750 MHz



Vertical | 0° | 750 MHz

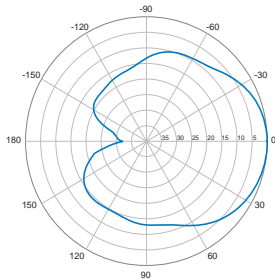


Horizontal | 850 MHz

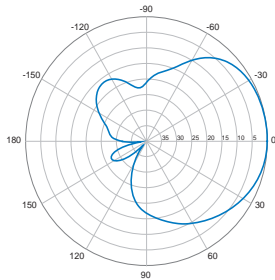


Vertical | 0° | 850 MHz

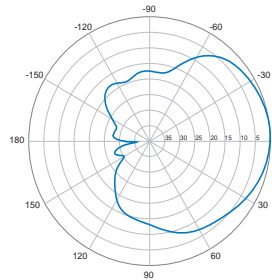
1695-2700 MHz



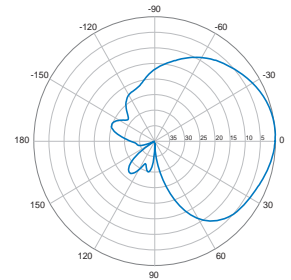
Horizontal | 1800 MHz



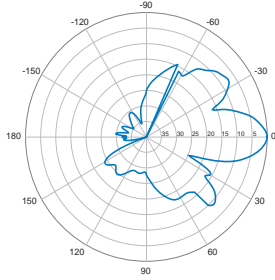
Horizontal | 1900 MHz



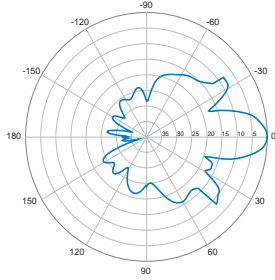
Horizontal | 2100 MHz



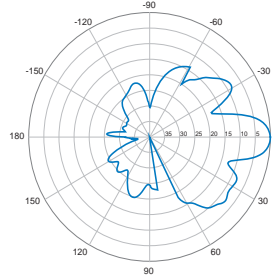
Horizontal | 2600 MHz



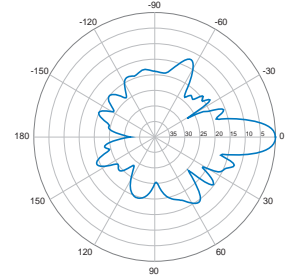
Vertical | 0° | 1800 MHz



Vertical | 0° | 1900 MHz



Vertical | 0° | 2100 MHz

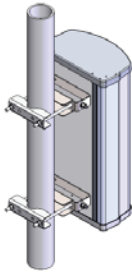
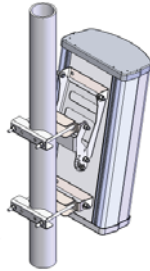




Vertical | 0° | 2600 MHz

Quoted performance parameters are provided to offer typical, peak or range values only and may vary as a result of normal testing, manufacturing and operational conditions. Extreme operational conditions and/or stress on structural supports is beyond our control. Such conditions may result in damage to this product. Improvements to products may be made without notice.

CUX063X06Fxyz0

DUAL BAND | 4-PORT | PANEL ANTENNA | XX-POL | 65° / 65° | 11.0 / 14.0 DBI | FIXED TILT

Mounting Options	Part Number	Image	Fits Pipe Diameter	Weight
<p>This antenna can be mounted using any of the following mounting kits. Mounting kits can be ordered as a separate line item with model number CUX063X06Fxyz0 or can be included with the antenna as a single line item. See Ordering Options (below) for details.</p>				
2-Point Pole Mounting Bracket Kit <i>(Included with CUX063X06Fxyz0-P)</i>	MKS09P01		50-115 mm 2.0-4.5 in	2.9 kg 6 lbs
2-Point Pole Mounting & Downtilt Bracket Kit <i>(Included with CUX063X06Fxyz0-T)</i>	MKS09T01		50-115 mm 2.0-4.5 in	4.5 kg 10 lbs
Continuous Adjustment "Stadium" Mounting Bracket Kit - Wall or Pole Mount <i>(Included with CUX063X06Fxyz0-S)</i> <i>Allows continuous adjustment of the azimuth and elevation; Straps for Pole Mounting are NOT included.</i>	11100010		50-203 mm 2.0-8.0 in	2.4 kg 5.4 lbs
<div style="border: 1px solid black; border-radius: 15px; padding: 10px; display: flex; align-items: center;">  <p>The antenna shown in the images at left does not represent the CUX063X06Fxyz0. These are generic images used to illustrate the bracket kit.</p> </div>				

Quoted performance parameters are provided to offer typical, peak or range values only and may vary as a result of normal testing, manufacturing and operational conditions. Extreme operational conditions and/or stress on structural supports is beyond our control. Such conditions may result in damage to this product. Improvements to products may be made without notice.

CUX063X06Fxyz0

DUAL BAND | 4-PORT | PANEL ANTENNA | XX-POL | 65° / 65° | 11.0 / 14.0 DBI | FIXED TILT

Ordering Options

When ordering, select the **Electrical Downtilt (xy)**, the **Connector Type (z)** and the **Mounting Option**.

Electrical Downtilt Degree (°)	Low Band	replace "x" with one of the following options:	0
	High Band	replace "y" with one of the following options:	0

Mounting Option		Connector Type (z)	
		4.3/10 Female	7/16-DIN Female
No Mounting - Antenna Only	---	CUX063X06Fxyz0	CUX063X06FxyD0
2-Point Pole Mounting Bracket Kit	MKS09P01	CUX063X06Fxyz0-P	CUX063X06FxyD0-P
2-Point Pole Mounting & Downtilt Bracket Kit	MKS09T01	CUX063X06Fxyz0-T	CUX063X06FxyD0-T
Continuous Adjustment "Stadium" Mounting Bracket Kit	11100010	CUX063X06Fxyz0-S	CUX063X06FxyD0-S

Quoted performance parameters are provided to offer typical, peak or range values only and may vary as a result of normal testing, manufacturing and operational conditions. Extreme operational conditions and/or stress on structural supports is beyond our control. Such conditions may result in damage to this product. Improvements to products may be made without notice.