


A 12-element UHF Yagi antenna for PMR/Trunked Radio and Broadcast applications that carries UK R.A. approval to MPT1411 for UHF Telemetry. Antennas in this range are carefully designed to provide low passive intermodulation to minimize network interference. Produced to the highest quality standards these robust antenna designs will insure reliable operation in harsh environmental conditions.

7014385

V-Pol or H-Pol | Low IMP 12-Element Yagi | 36° | 12.0 dBd

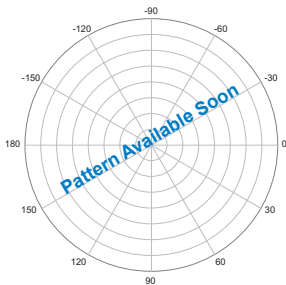
Electrical Characteristics	
Frequency band	370-400 MHz
Bandwidth	±4% (typical)
Polarization	Vertical or Horizontal
Horizontal beamwidth	36°
Vertical beamwidth	33°
Gain	12.0 dBd
Impedance	50Ω
VSWR	<1.5:1
Front-to-back ratio	>20 dB
IM3 (2x20W carriers)	<-143 dBc
Maximum power	150 W
Connector type	N-Female + 3m of RG213 cable
Lightning protection	DC grounded



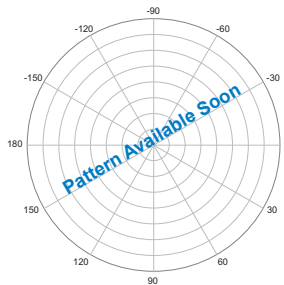
Mechanical Characteristics			
Materials	Boom, 32 mm dia. aluminium, Elements, 12.7 mm dia. aluminium, Balun, fully moulded enclosure		
Dimensions (Length)	300 MHz:	3160 mm	124.4 in
	460 MHz:	2150 mm	84.6 in
Weight without bracket	300 MHz:	5.9 kg	13.0 lbs
	460 MHz:	5.0 kg	11.0 lbs
Operational wind speed	162 km/hr		100 mph
Wind load @ 160 km/hr (100 mph)	300 MHz:	207 N	46.5 lbf
	460 MHz:	140 N	31.5 lbf

Mounting Options	
Mounting bracket	3202078/68 + 3201079/00
Alternate mounting brackets	0900912/00, 0302032/68, or 0300064/00 + U-Bolts to match mounting pipe diameter
Mounting accessory (optional)	0900018/00 Trombone 2-point mount

Please order Mounting Bracket separately.



Horizontal



Vertical

Quoted performance parameters are provided to offer typical or range values only and may vary as a result of normal manufacturing and operational conditions. Extreme operational conditions and/or stress on structural supports is beyond our control. Such conditions may result in damage to this product. Improvements to product may be made without notice.