

CUD070X12Fxyz0

DUAL BAND | DUAL SECTOR | CANISTER ANTENNA | X-POL | FIXED TILT | 1219 MM (48.0 IN)

Features

- Dual Sector configuration with 8 connectors
- Ideal for Small Cell / DAS applications
- Available with 4.3/10 or 7/16-DIN connectors
- Four unique mounting options
- Available in gray and brown



Connector Description

The antenna has 8 connectors located at the bottom.

Low Band	■ R1	696-960 MHz	(4x) 4.3/10 or 7/16-DIN Female
High Band	■ Y1	1695-2700 MHz	(4x) 4.3/10 or 7/16-DIN Female

Electrical Characteristics	Low Band ■ R1		High Band ■ Y1			
	696-960 MHz		1695-2700 MHz			
Frequency Bands (MHz)	696-806	806-960	1695-1880	1850-1990	1920-2200	2300-2700
Polarization	±45°		±45°			
Horizontal Beamwidth	70°	65°	70°	68°	65°	63°
Vertical Beamwidth	20°	15°	7.5°	7.0°	6.5°	6.0°
Gain	12.0 dBi	13.0 dBi	16.0 dBi	16.5 dBi	17.0 dBi	17.3 dBi
Electrical Downtilt (°)	(x) 0, 5		(y) 0, 6			
Impedance	50Ω		50Ω			
VSWR	≤ 1.5:1		≤ 1.5:1			
Upper Sidelobe Suppression	> 15 dB		> 15 dB			
Front-to-Back Ratio	> 25 dB		> 25 dB			
Isolation Between Ports	20 dB		25 dB			
IM3 (2x20W carrier)	< -153 dBc		< -153 dBc			
Input Power	(4x) 500 W		(4x) 300 W			
Diplexed	No					
Number of Sectors, Sector Spacing and/or Pattern Shape	2 Sectors, 120° Spacing					
Lightning Protection	Direct Ground					

Mechanical Characteristics

Antenna Dimensions (Height x Diameter)	1219 x 371 mm	48.0 x 14.6 in
Weight without Mounting Bracket Kit	17.6 kg	38.8 lbs
Antenna Volume	0.13 m ³	4.7 ft ³
Survival Wind Speed	200 km/hr	125 mph
Wind Area	0.46 m ²	4.9 ft ²
Wind Load (160 km/hr or 100 mph)	383 N	86 lbf

Quoted performance parameters are provided to offer typical, peak or range values only and may vary as a result of normal testing, manufacturing and operational conditions. Extreme operational conditions and/or stress on structural supports is beyond our control. Such conditions may result in damage to this product. Improvements to products may be made without notice.

CUD070X12Fxyz0

DUAL BAND | DUAL SECTOR | CANISTER ANTENNA | X-POL | FIXED TILT | 1219 MM (48.0 IN)

Bottom View - Labeling

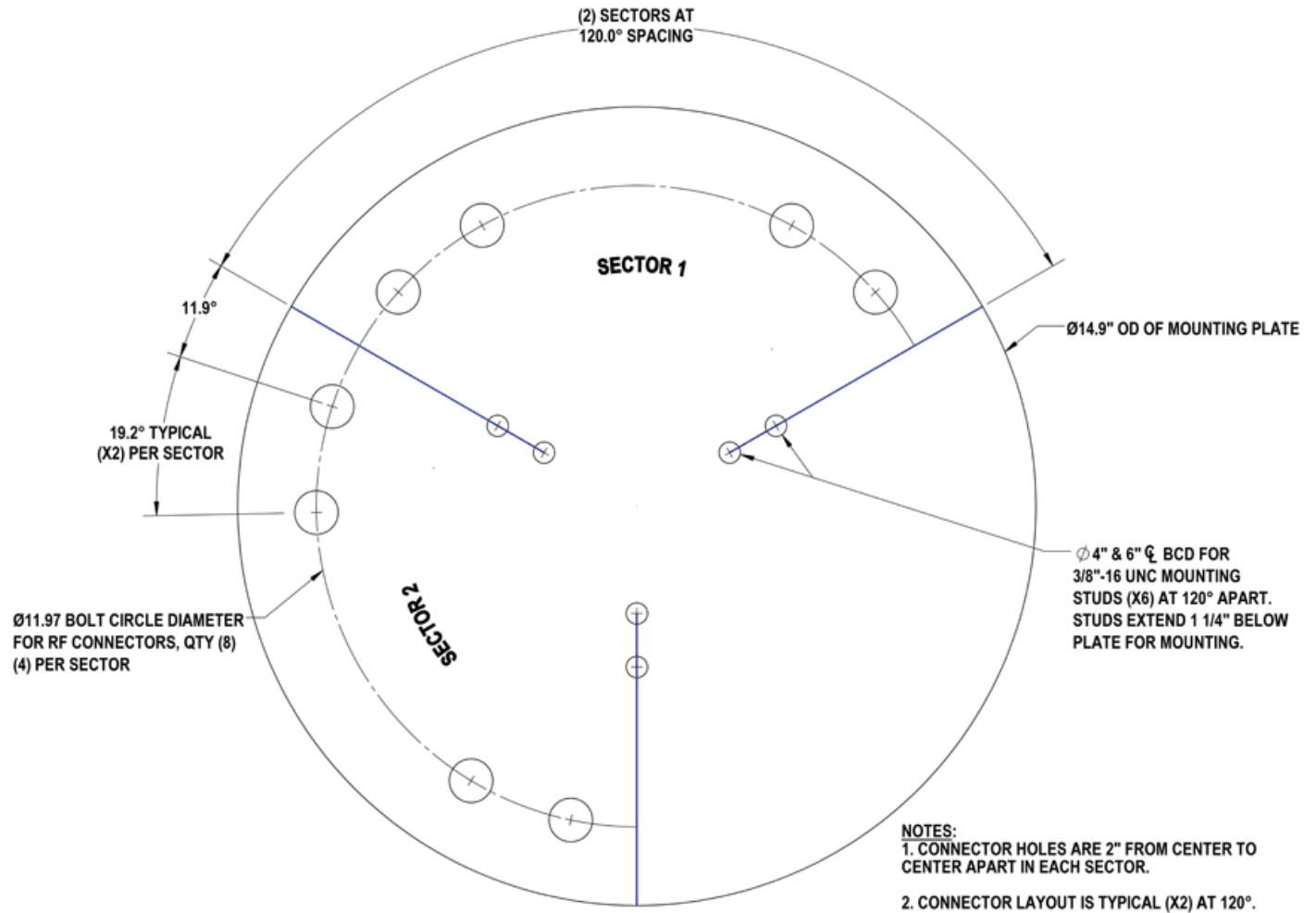
**NO
IMAGE
AVAILABLE**

**COMING
SOON**

CUD070X12Fxyz0

DUAL BAND | DUAL SECTOR | CANISTER ANTENNA | X-POL | FIXED TILT | 1219 MM (48.0 IN)

Bottom View - Connector Diagram

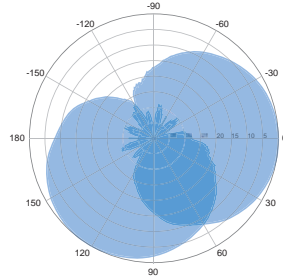


Quoted performance parameters are provided to offer typical, peak or range values only and may vary as a result of normal testing, manufacturing and operational conditions. Extreme operational conditions and/or stress on structural supports is beyond our control. Such conditions may result in damage to this product. Improvements to products may be made without notice.

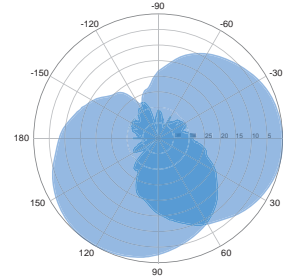
CUD070X12Fxyz0

DUAL BAND | DUAL SECTOR | CANISTER ANTENNA | X-POL | FIXED TILT | 1219 MM (48.0 IN)

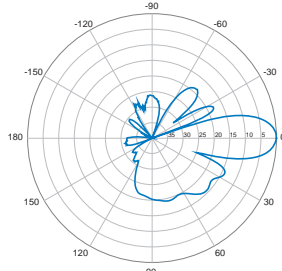
696-960 MHz



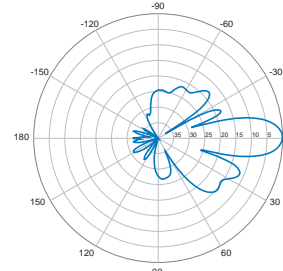
Horizontal | 750 MHz



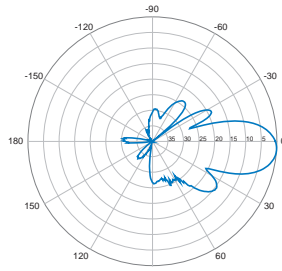
Horizontal | 850 MHz



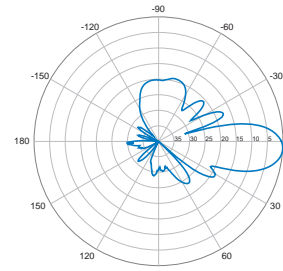
0° | Vertical | 750 MHz



0° | Vertical | 850 MHz



5° | Vertical | 750 MHz



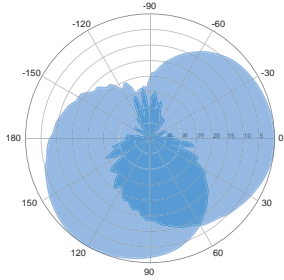
5° | Vertical | 850 MHz

Quoted performance parameters are provided to offer typical, peak or range values only and may vary as a result of normal testing, manufacturing and operational conditions. Extreme operational conditions and/or stress on structural supports is beyond our control. Such conditions may result in damage to this product. Improvements to products may be made without notice.

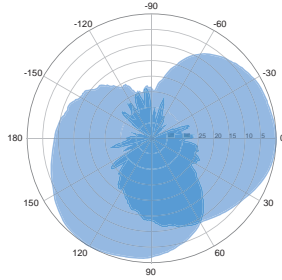
CUD070X12Fxyz0

DUAL BAND | DUAL SECTOR | CANISTER ANTENNA | X-POL | FIXED TILT | 1219 MM (48.0 IN)

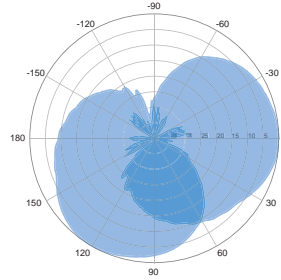
1695-2700 MHz



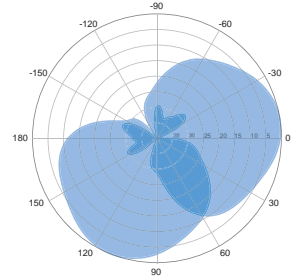
Horizontal | 1800 MHz



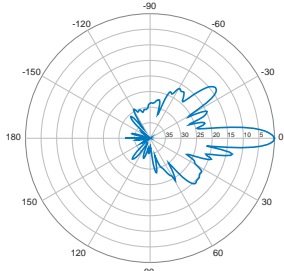
Horizontal | 1900 MHz



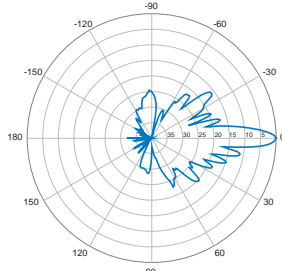
Horizontal | 2100 MHz



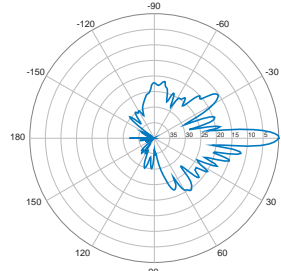
Horizontal | 2600 MHz



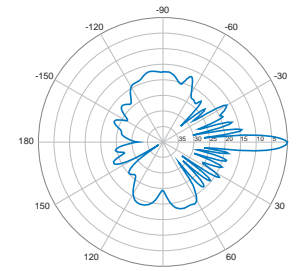
0° | Vertical | 1800 MHz



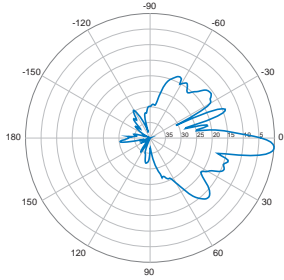
0° | Vertical | 1900 MHz



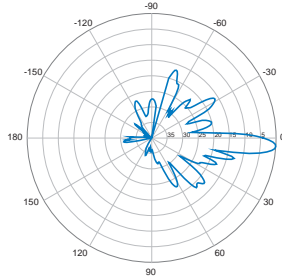
0° | Vertical | 2100 MHz



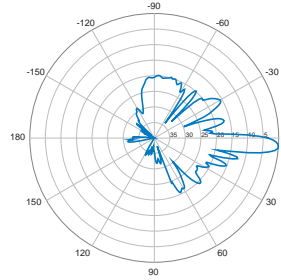
0° | Vertical | 2600 MHz



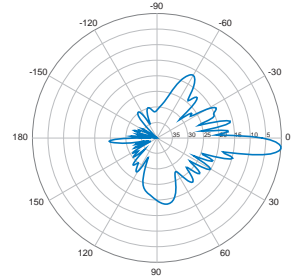
6° | Vertical | 1800 MHz



6° | Vertical | 1900 MHz



6° | Vertical | 2100 MHz



6° | Vertical | 2600 MHz

Quoted performance parameters are provided to offer typical, peak or range values only and may vary as a result of normal testing, manufacturing and operational conditions. Extreme operational conditions and/or stress on structural supports is beyond our control. Such conditions may result in damage to this product. Improvements to products may be made without notice.

CUD070X12Fxyz0

DUAL BAND | DUAL SECTOR | CANISTER ANTENNA | X-POL | FIXED TILT | 1219 MM (48.0 IN)



Ordering Options

When ordering, select the Paint Color, Degree of Electrical Downtilt (xy) for the Low and High Bands and the Connector Type (z).

Paint Color	Electrical Downtilt Degree		Connector Type (z)	
	Low Band (x)	High Band (y)	4.3/10 Female	7/16-DIN Female
Painted Gray	0°	0°	CUD070X12F00s0	CUD070X12F00D0
	0°	6°	CUD070X12F06s0	CUD070X12F06D0
	5°	0°	CUD070X12F50s0	CUD070X12F50D0
	5°	6°	CUD070X12F56s0	CUD070X12F56D0
Painted Brown	0°	0°	CUD070X12F00s0BR	CUD070X12F00D0BR
	0°	6°	CUD070X12F06s0BR	CUD070X12F06D0BR
	5°	0°	CUD070X12F50s0BR	CUD070X12F50D0BR
	5°	6°	CUD070X12F56s0BR	CUD070X12F56D0BR

Mounting Kits

This antenna can be mounted using any of the following mounting kits. Mounting kits must be ordered separately.

Side Mounting Bracket Kit	Top Mounting Bracket Kit	Utility Pole Mounting Bracket Kit	Wide Diameter Pole Top Mounting Bracket Kit
CWT-MKS-SIDE	CWT-MKS-TOP	WB3X-MKS-01	CWT-MKS-BASE-xx
			

Quoted performance parameters are provided to offer typical, peak or range values only and may vary as a result of normal testing, manufacturing and operational conditions. Extreme operational conditions and/or stress on structural supports is beyond our control. Such conditions may result in damage to this product. Improvements to products may be made without notice.