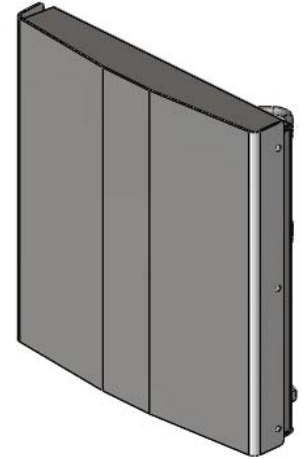


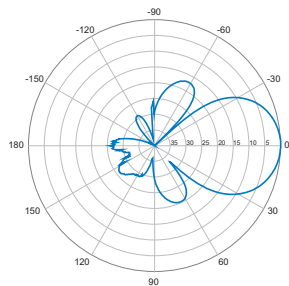
5680000

Single Band | Panel | V-Pol or H-Pol | 37° | 14.0 dBi

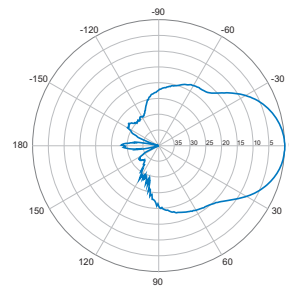
- A high gain, SHF panel antenna designed for links in the 1.4 GHz band
- Planar array of dipole elements concealed inside a low loss radome
- Highly directional performance in a low profile design
- Produced to highest quality standards, these robust antenna designs will ensure reliable operation in harsh environmental conditions



Electrical Characteristics		
Frequency Band	1350-1517 MHz	
Polarisation	Vertical or Horizontal	
Horizontal Beamwidth (-3 dB)	37°	
Vertical Beamwidth (-3 dB)	36°	
Gain	14.0 dBi	
Impedance	50Ω	
VSWR	< 1.3:1	
Front-to-Back Ratio	> 25 dB	
Maximum Power	100 W	
Connector Type	N-Type Female	
Lightning Protection	DC Grounded	
Mechanical Characteristics		
Materials	Shroud	ASA Capped ABS
	Housing	Aluminium
Dimensions (Length x Width x Depth)	345 x 310 x 50 mm (13.6 x 12.2 x 2.0 in)	
Weight without Mounting Bracket	2.5 kg (5.5 lbs)	
Wind Load at 160 km/hr (100 mph)	160 N (36.0 lbf)	
Mounting Options		
Mounting Bracket	Integral mounting brackets to fit pipes up to 48 mm diameter, allowing mechanical tilt over ±8° to remove tower rake	
Mounting Option	0900996/00 - To fit pipes up to 115 mm diameter in addition to the integral mounting bracket	



Horizontal



Vertical

Quoted performance parameters are provided to offer typical or range values only and may vary as a result of normal manufacturing and operational conditions. Extreme operational conditions and/or stress on structural supports is beyond our control. Such conditions may result in damage to this product. Improvements to product may be made without notice.