

CUS070X06Fxyz0

DUAL BAND | SINGLE SECTOR | CANISTER ANTENNA | X-POL | FIXED TILT | 610 MM (24.0 IN)



Features

- Single Sector configuration with 4 connectors
- Ideal for Small Cell / DAS applications
- Available with 4.3/10 or 7/16-DIN connectors
- Four unique mounting options
- Available in gray and brown

Connector Description

The antenna has 4 connectors located at the bottom.

Low Band	■ R1	696-960 MHz	(2x) 4.3/10 or 7/16-DIN Female
High Band	■ Y1	1695-2700 MHz	(2x) 4.3/10 or 7/16-DIN Female

Electrical Characteristics	Low Band ■ R1		High Band ■ Y1			
	696-960 MHz		1695-2700 MHz			
Frequency Bands (MHz)	696-806	806-960	1695-1880	1850-1990	1920-2200	2300-2700
Polarization	±45°		±45°			
Horizontal Beamwidth	70°	65°	70°	68°	65°	63°
Vertical Beamwidth	35°	30°	17°	16°	15°	14°
Gain	9.0 dBi	10.0 dBi	13.0 dBi	13.5 dBi	14.0 dBi	14.3 dBi
Electrical Downtilt (°)	(x) 0, 5		(y) 0, 6			
Impedance	50Ω		50Ω			
VSWR	≤ 1.5:1		≤ 1.5:1			
Upper Sidelobe Suppression	> 15 dB		> 15 dB			
Front-to-Back Ratio	> 30 dB		> 30 dB			
Isolation Between Ports	20 dB		22 dB			
IM3 (2x20W carrier)	< -153 dBc		< -153 dBc			
Input Power	(2x) 500 W		(2x) 300 W			
Diplexed	No					
Number of Sectors, Sector Spacing and/or Pattern Shape	1 Sector					
Lightning Protection	Direct Ground					

Mechanical Characteristics

Antenna Dimensions (Height x Diameter)	610 x 371 mm	24.0 x 14.6 in
Weight without Mounting Bracket Kit	9.7 kg	21.5 lbs
Antenna Volume	0.07 m ³	2.3 ft ³
Survival Wind Speed	200 km/hr	125 mph
Wind Area	0.22 m ²	2.4 ft ²
Wind Load (160 km/hr or 100 mph)	191 N	43 lbf

Quoted performance parameters are provided to offer typical, peak or range values only and may vary as a result of normal testing, manufacturing and operational conditions. Extreme operational conditions and/or stress on structural supports is beyond our control. Such conditions may result in damage to this product. Improvements to products may be made without notice.

CUS070X06Fxyz0

DUAL BAND | SINGLE SECTOR | CANISTER ANTENNA | X-POL | FIXED TILT | 610 MM (24.0 IN)

Bottom View - Labeling

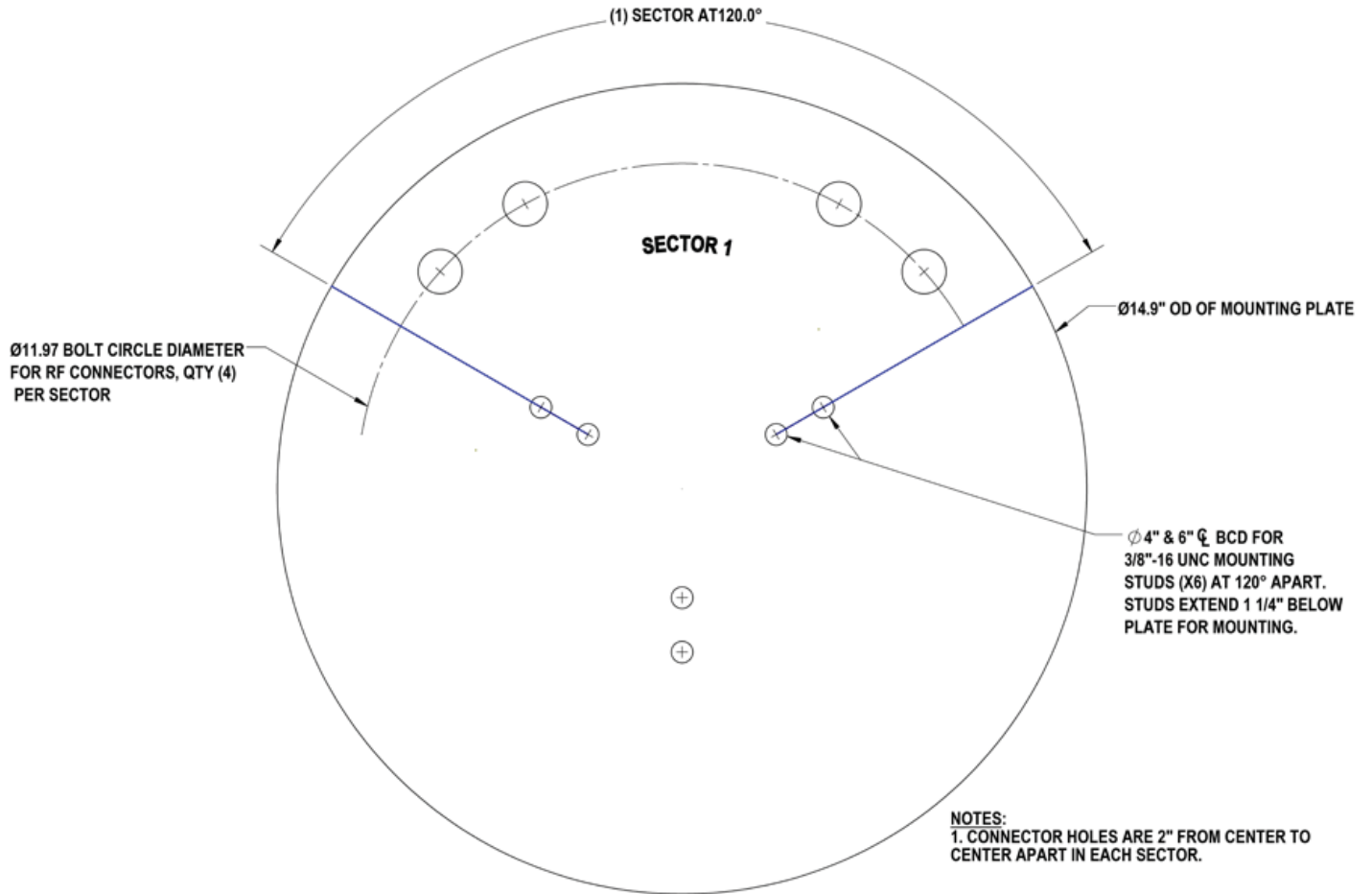
**NO
IMAGE
AVAILABLE**

**COMING
SOON**

CUS070X06Fxyz0

DUAL BAND | SINGLE SECTOR | CANISTER ANTENNA | X-POL | FIXED TILT | 610 MM (24.0 IN)

Bottom View - Connector Diagram

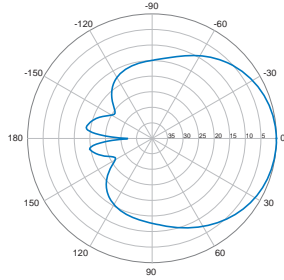


Quoted performance parameters are provided to offer typical, peak or range values only and may vary as a result of normal testing, manufacturing and operational conditions. Extreme operational conditions and/or stress on structural supports is beyond our control. Such conditions may result in damage to this product. Improvements to products may be made without notice.

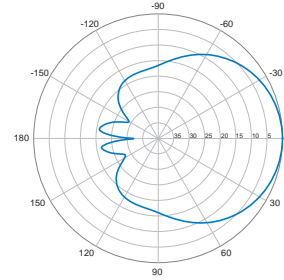
CUS070X06Fxyz0

DUAL BAND | SINGLE SECTOR | CANISTER ANTENNA | X-POL | FIXED TILT | 610 MM (24.0 IN)

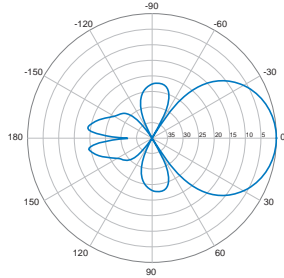
696-960 MHz



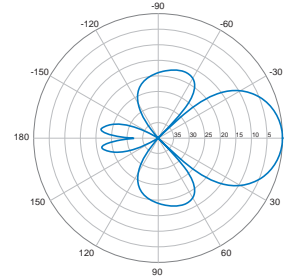
Horizontal | 750 MHz



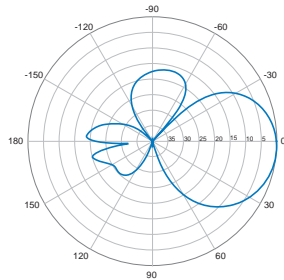
Horizontal | 850 MHz



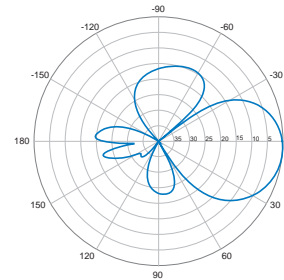
0° | Vertical | 750 MHz



0° | Vertical | 850 MHz



5° | Vertical | 750 MHz



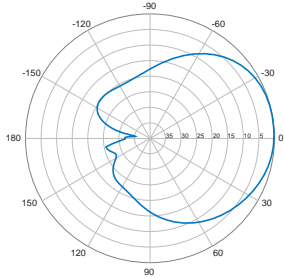
5° | Vertical | 850 MHz

Quoted performance parameters are provided to offer typical, peak or range values only and may vary as a result of normal testing, manufacturing and operational conditions. Extreme operational conditions and/or stress on structural supports is beyond our control. Such conditions may result in damage to this product. Improvements to products may be made without notice.

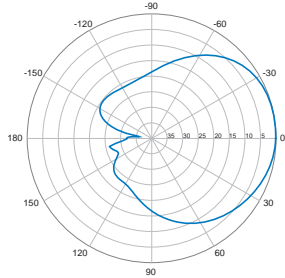
CUS070X06Fxyz0

DUAL BAND | SINGLE SECTOR | CANISTER ANTENNA | X-POL | FIXED TILT | 610 MM (24.0 IN)

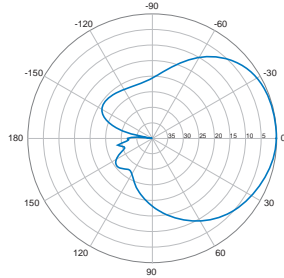
1695-2700 MHz



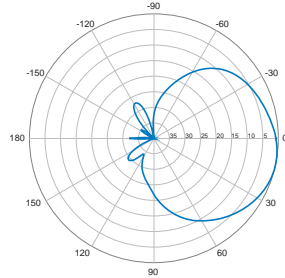
Horizontal | 1800 MHz



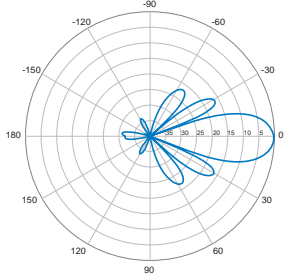
Horizontal | 1900 MHz



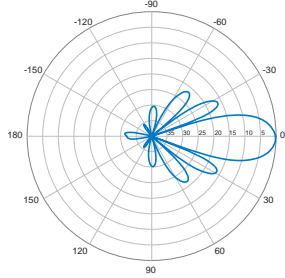
Horizontal | 2100 MHz



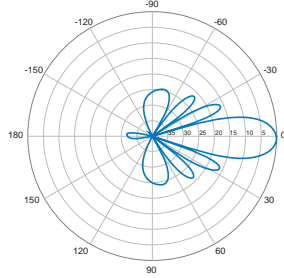
Horizontal | 2600 MHz



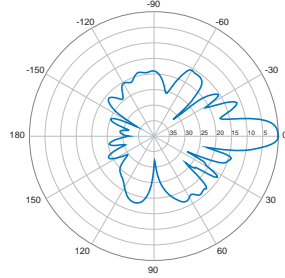
0° | Vertical | 1800 MHz



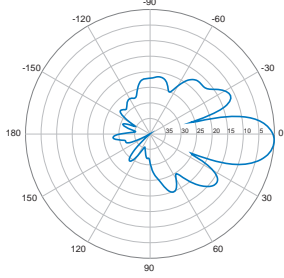
0° | Vertical | 1900 MHz



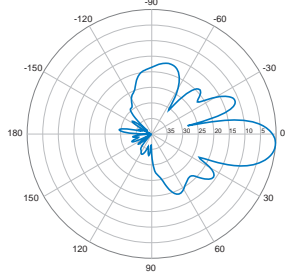
0° | Vertical | 2100 MHz



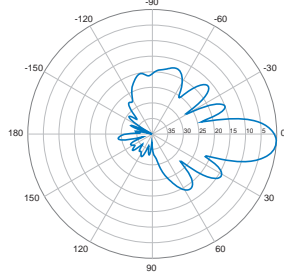
0° | Vertical | 2600 MHz



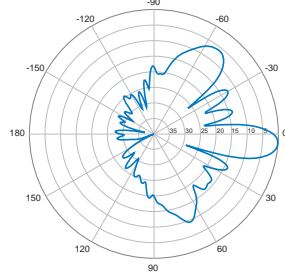
6° | Vertical | 1800 MHz



6° | Vertical | 1900 MHz



6° | Vertical | 2100 MHz



6° | Vertical | 2600 MHz

Quoted performance parameters are provided to offer typical, peak or range values only and may vary as a result of normal testing, manufacturing and operational conditions. Extreme operational conditions and/or stress on structural supports is beyond our control. Such conditions may result in damage to this product. Improvements to products may be made without notice.

CUS070X06Fxyz0

DUAL BAND | SINGLE SECTOR | CANISTER ANTENNA | X-POL | FIXED TILT | 610 MM (24.0 IN)





Ordering Options

When ordering, select the Paint Color, Degree of Electrical Downtilt (**xy**) for the Low and High Bands and the Connector Type (**z**).

Paint Color	Electrical Downtilt Degree		Connector Type (z)	
	Low Band (x)	High Band (y)	4.3/10 Female	7/16-DIN Female
Painted Gray	0°	0°	CUS070X06F 00s 0	CUS070X06F 00D 0
	0°	6°	CUS070X06F 06s 0	CUS070X06F 06D 0
	5°	0°	CUS070X06F 50s 0	CUS070X06F 50D 0
	5°	6°	CUS070X06F 56s 0	CUS070X06F 56D 0
Painted Brown	0°	0°	CUS070X06F 00s 0BR	CUS070X06F 00D 0BR
	0°	6°	CUS070X06F 06s 0BR	CUS070X06F 06D 0BR
	5°	0°	CUS070X06F 50s 0BR	CUS070X06F 50D 0BR
	5°	6°	CUS070X06F 56s 0BR	CUS070X06F 56D 0BR

Mounting Kits

This antenna can be mounted using any of the following mounting kits. Mounting kits must be ordered separately.

Side Mounting Bracket Kit	Top Mounting Bracket Kit	Utility Pole Mounting Bracket Kit	Wide Diameter Pole Top Mounting Bracket Kit
CWT-MKS-SIDE	CWT-MKS-TOP	WB3X-MKS-01	CWT-MKS-BASE-xx
			

Quoted performance parameters are provided to offer typical, peak or range values only and may vary as a result of normal testing, manufacturing and operational conditions. Extreme operational conditions and/or stress on structural supports is beyond our control. Such conditions may result in damage to this product. Improvements to products may be made without notice.