

2C2UT070X06F0ys0

QUAD BAND | 3-SECTOR, CLOVER-SHAPE | CANISTER ANTENNA | X-POL | FIXED TILT | 610 MM (24.0 IN)

Features

- 3-Sector, Clover-Shape configuration with 24 connectors
- Ideal for Small Cell / DAS applications
- Available with 4.3/10 connectors
- Four unique mounting options
- Available in gray and brown



Connector Description

The antenna has 24 connectors located at the bottom.

Low Band #1	■ R1	696-960 MHz	(6x) 4.3/10 Female
Low Band #2	■ R2	696-960 MHz	(6x) 4.3/10 Female
High Band #1	■ Y1	1695-2700 MHz	(6x) 4.3/10 Female
High Band #2	■ Y2	1695-2700 MHz	(6x) 4.3/10 Female

Electrical Characteristics	Low Bands ■ R1 and ■ R2	High Bands ■ Y1 and ■ Y2
----------------------------	-------------------------	--------------------------

Electrical Specifications shown are the average values of antennas in Sector #1.

Frequency Bands (MHz)	(2x) 696-960 MHz		(2x) 1695-2700 MHz			
	696-806	806-960	1695-1880	1850-1990	1920-2200	2300-2700
Polarization	(2x) ±45°		(2x) ±45°			
Horizontal Beamwidth	75° ± 4.2°	70° ± 3.1°	75° ± 11.6°	81° ± 6.4°	77° ± 9.2°	63° ± 7.7°
Vertical Beamwidth	80° ± 12.5°	85.5° ± 16.4°	18.4° ± 1.7°	17.1° ± 1.5°	16.1° ± 1.5°	12.8° ± 1.1°
Gain (dBi)	7.1 ± 0.5	6.6 ± 0.8	12.8 ± 1.3	13.2 ± 1.3	13.3 ± 1.3	13.8 ± 1.1
Upper Sidelobe Suppression	N/A	N/A	> 10 dB	> 12 dB	> 13 dB	> 12 dB
Front-to-Back Ratio	> 25 dB	> 27 dB	> 19 dB	> 20 dB	> 22 dB	> 22 dB
Cross Polar Ratio - Main Direction	> 18 dB	> 14 dB	> 19 dB	> 17 dB	> 17 dB	> 15 dB
Electrical Downtilt (°)	0		(y) 0, 6			
Impedance	50Ω		50Ω			
VSWR	≤ 1.5:1		≤ 1.5:1			
Isolation Between Ports	23 dB		22 dB			
IM3 (2x20W carrier)	< -153 dBc		< -153 dBc			
Input Power	(12x) 500 W		(12x) 300 W			
Diplexed	No					
Number of Sectors, Sector Spacing and/or Pattern Shape	3 Sectors, 120° Spacing, Clover-Shape					
Lightning Protection	Direct Ground					

Mechanical Characteristics

Antenna Dimensions (Height x Diameter)	610 x 371 mm	24.0 x 14.6 in
Weight without Mounting Bracket Kit	11.3 kg	24.9 lbs
Antenna Volume	0.07 m ³	2.3 ft ³
Survival Wind Speed	241 km/hr	150 mph
Wind Area	0.22 m ²	2.4 ft ²
Wind Load (160 km/hr or 100 mph)	191 N	43 lbf

Quoted performance parameters are provided to offer typical, peak or range values only and may vary as a result of normal testing, manufacturing and operational conditions. Extreme operational conditions and/or stress on structural supports is beyond our control. Such conditions may result in damage to this product. Improvements to products may be made without notice.

2C2UT070X06F0ys0

QUAD BAND | 3-SECTOR, CLOVER-SHAPE | CANISTER ANTENNA | X-POL | FIXED TILT | 610 MM (24.0 IN)

Bottom View - Labeling

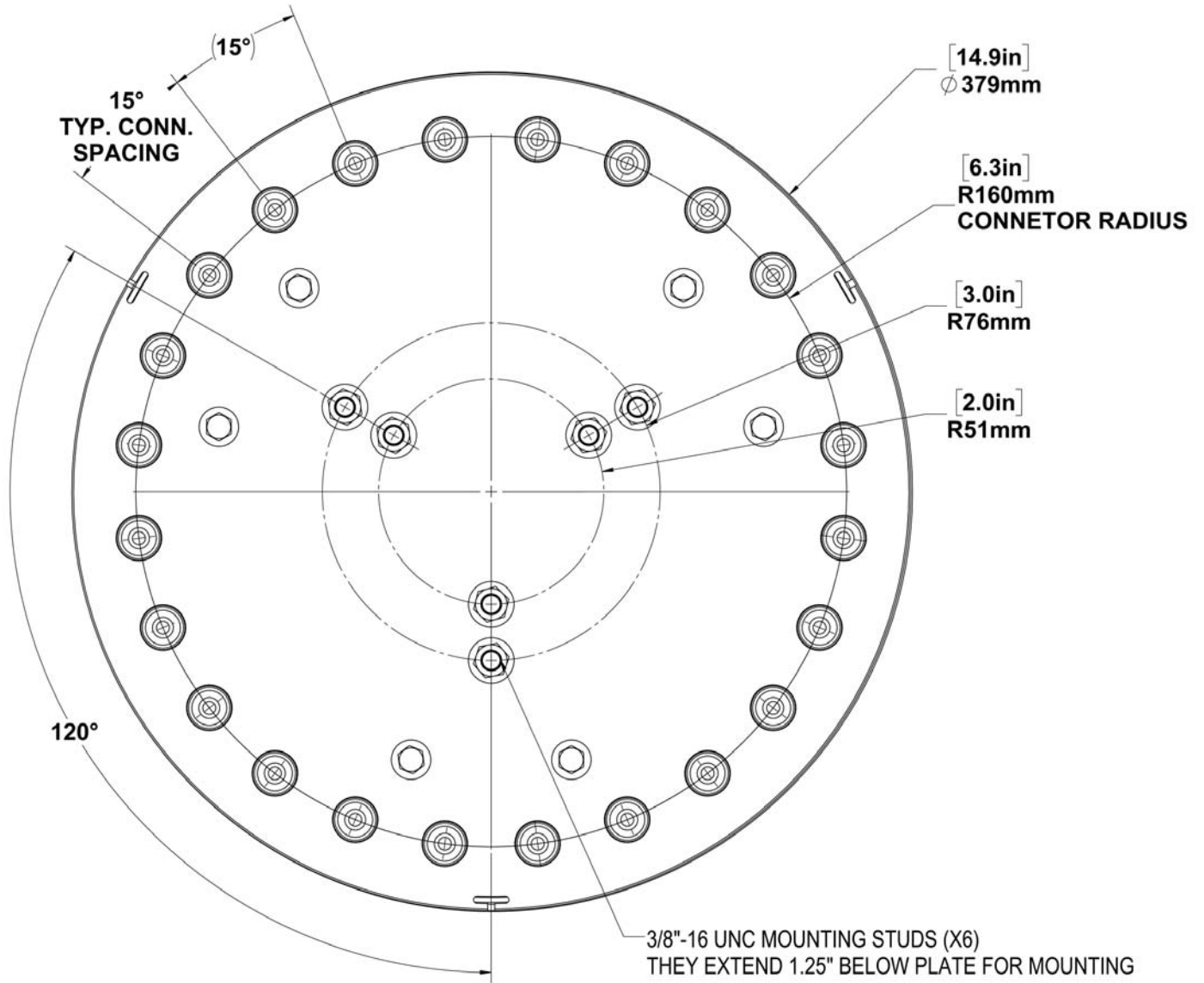


Quoted performance parameters are provided to offer typical, peak or range values only and may vary as a result of normal testing, manufacturing and operational conditions. Extreme operational conditions and/or stress on structural supports is beyond our control. Such conditions may result in damage to this product. Improvements to products may be made without notice.

2C2UT070X06F0ys0

QUAD BAND | 3-SECTOR, CLOVER-SHAPE | CANISTER ANTENNA | X-POL | FIXED TILT | 610 MM (24.0 IN)

Bottom View - Connector Diagram

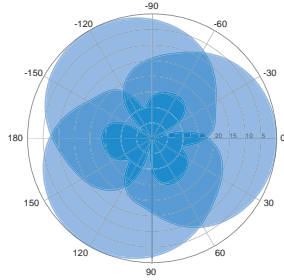


Quoted performance parameters are provided to offer typical, peak or range values only and may vary as a result of normal testing, manufacturing and operational conditions. Extreme operational conditions and/or stress on structural supports is beyond our control. Such conditions may result in damage to this product. Improvements to products may be made without notice.

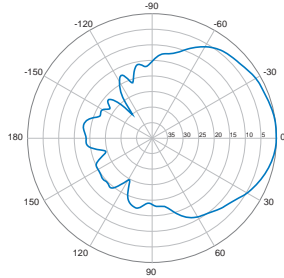
2C2UT070X06F0ys0

QUAD BAND | 3-SECTOR, CLOVER-SHAPE | CANISTER ANTENNA | X-POL | FIXED TILT | 610 MM (24.0 IN)

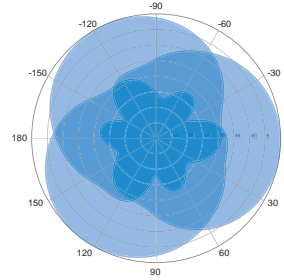
696-960 MHz



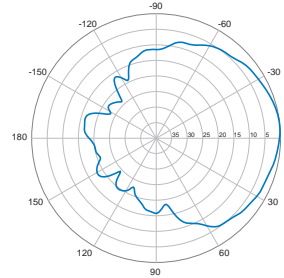
Horizontal | 750 MHz



0° | Vertical | 750 MHz



Horizontal | 850 MHz

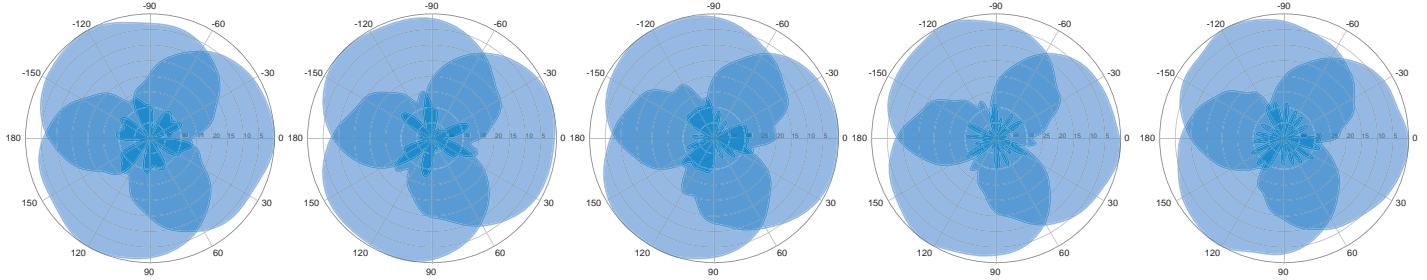


0° | Vertical | 850 MHz

2C2UT070X06F0ys0

QUAD BAND | 3-SECTOR, CLOVER-SHAPE | CANISTER ANTENNA | X-POL | FIXED TILT | 610 MM (24.0 IN)

1695-2700 MHz



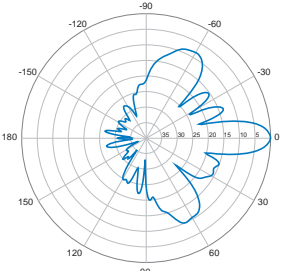
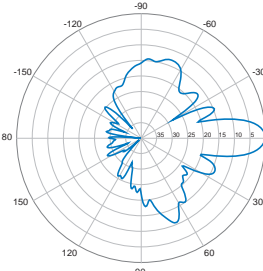
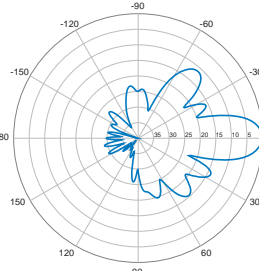
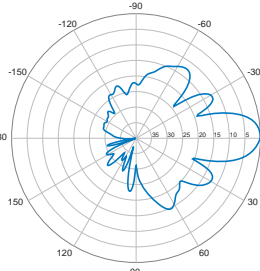
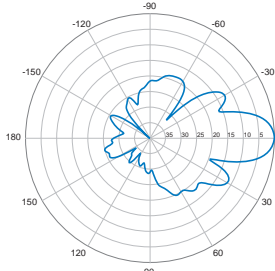
Horizontal | 1800 MHz

Horizontal | 1900 MHz

Horizontal | 2100 MHz

Horizontal | 2400 MHz

Horizontal | 2600 MHz



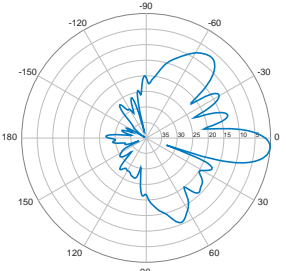
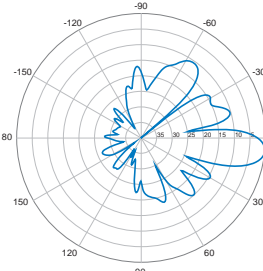
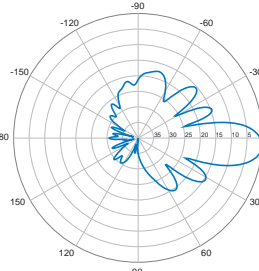
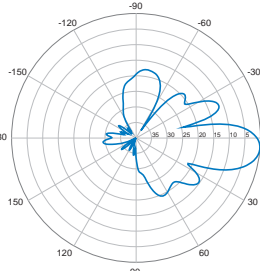
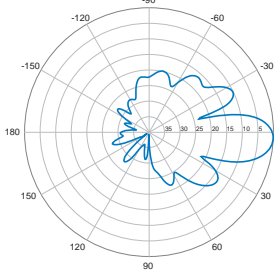
0° | Vertical | 1800 MHz

0° | Vertical | 1900 MHz

0° | Vertical | 2100 MHz

0° | Vertical | 2400 MHz

0° | Vertical | 2600 MHz



6° | Vertical | 1800 MHz

6° | Vertical | 1900 MHz

6° | Vertical | 2100 MHz

6° | Vertical | 2400 MHz

6° | Vertical | 2600 MHz



Quoted performance parameters are provided to offer typical, peak or range values only and may vary as a result of normal testing, manufacturing and operational conditions. Extreme operational conditions and/or stress on structural supports is beyond our control. Such conditions may result in damage to this product. Improvements to products may be made without notice.

2C2UT070X06F0ys0

QUAD BAND | 3-SECTOR, CLOVER-SHAPE | CANISTER ANTENNA | X-POL | FIXED TILT | 610 MM (24.0 IN)





Ordering Options

When ordering, select the Paint Color and Degree of Electrical Downtilt (y) for the High Bands.

Paint Color	Electrical Downtilt Degree		Connector Type
	Low Band	High Band (y)	4.3/10 Female
Painted Gray	0°	0°	2C2UT070X06F00s0
	0°	6°	2C2UT070X06F06s0
Painted Brown	0°	0°	2C2UT070X06F00s0BR
	0°	6°	2C2UT070X06F06s0BR

Mounting Kits

This antenna can be mounted using any of the following mounting kits. Mounting kits must be ordered separately.

Side Mounting Bracket Kit	Top Mounting Bracket Kit	Utility Pole Mounting Bracket Kit	Wide Diameter Pole Top Mounting Bracket Kit
CWT-MKS-SIDE	CWT-MKS-TOP	WB3X-MKS-01	CWT-MKS-BASE-xx
			

Quoted performance parameters are provided to offer typical, peak or range values only and may vary as a result of normal testing, manufacturing and operational conditions. Extreme operational conditions and/or stress on structural supports is beyond our control. Such conditions may result in damage to this product. Improvements to products may be made without notice.