

DCS43PA05F10

Dual Band | Planar | VV-Pol | 40° / 30° | 11.3 / 13.0 dBi | Fixed Tilt

- Dual band planar antenna with fixed electrical downtilt
- Ideal for Point-to-Point applications
- Can be adjusted for horizontal polarization
- Available with N-Type or 4.3/10 connector



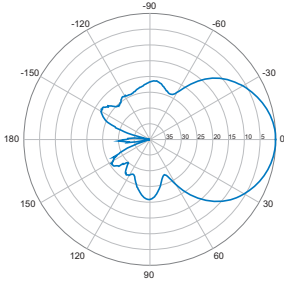
Ordering Options	Model Number	
Antenna with N-Type Connector	DCS43PA05F10	
Antenna with 4.3/10 Type Connector	DCS43PA05F10-s	
Electrical Characteristics		
Frequency Bands	696-960 MHz	1695-2180 MHz
Polarization	Vertical or Horizontal	
Horizontal Beamwidth	40°	30°
Vertical Beamwidth	40°	22°
Gain	9.2 dBd (11.3 dBi)	10.9 dBd (13.0 dBi)
Electrical Downtilt	0°	0°
Impedance	50Ω	50Ω
VSWR	< 1.5:1	< 1.5:1
Front-to-Back Ratio	22 dB	30 dB
Isolation Between Bands	< -30 dB	
IM3 (2x20W carrier)	-135 dBc	
Input Power	1 x 250 W	
Operating Temperature	-40° to +60° C (-40° to +140° F)	
Connector(s)	1 Port / N-Type or 4.3/10 / Female / Back	
Mechanical Characteristics		
Dimensions Length x Width x Depth	457 x 457 x 55 mm	18.0 x 18.0 x 2.2 in
Weight without Mounting Brackets	7.3 kg	16 lbs
Survival Wind Speed	201 km/hr	125 mph
Wind Loads (160 km/hr or 100 mph)	Front: 500 N	Front: 113 lbf
Mounting Options	Part Number	Weight
Pole Mounting Kit	H00582	0.9 kg 2.0 lbs

Quoted performance parameters are provided to offer typical or range values only and may vary as a result of normal manufacturing and operational conditions. Extreme operational conditions and/or stress on structural supports is beyond our control. Such conditions may result in damage to this product. Improvements to product may be made without notice.

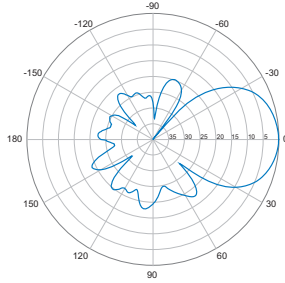
DCS43PA05F10

Dual Band | Planar | VV-Pol | 40° / 30° | 11.3 / 13.0 dBi | Fixed Tilt

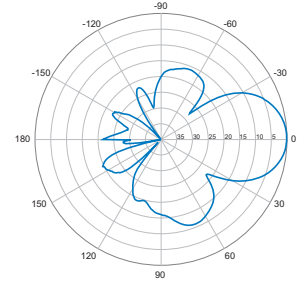
696-960 MHz



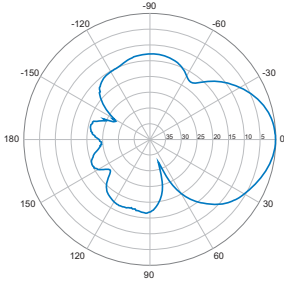
Horizontal | 700 MHz



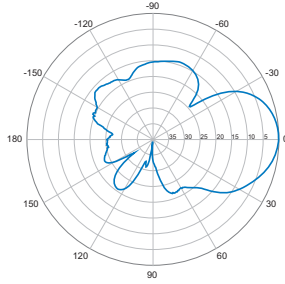
Horizontal | 800 MHz



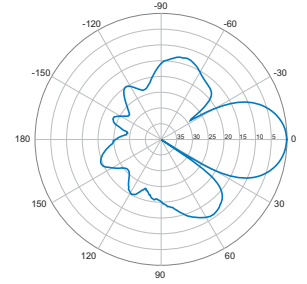
Horizontal | 900 MHz



0° | Vertical | 700 MHz

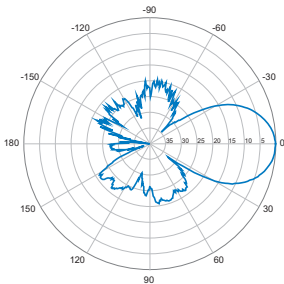


0° | Vertical | 800 MHz

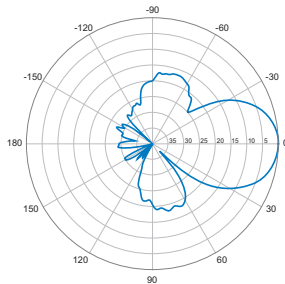


0° | Vertical | 900 MHz

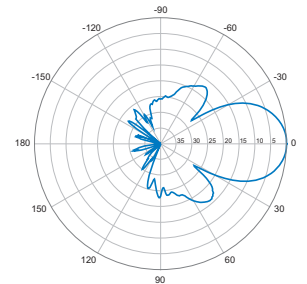
1695-2180 MHz



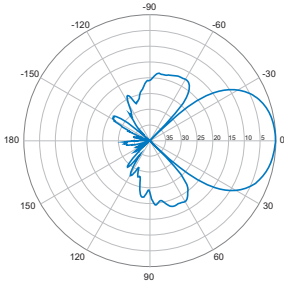
Horizontal | 1800 MHz



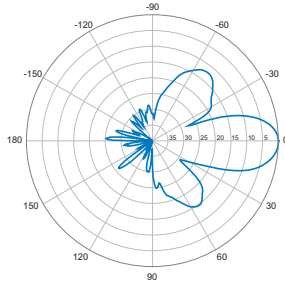
Horizontal | 1900 MHz



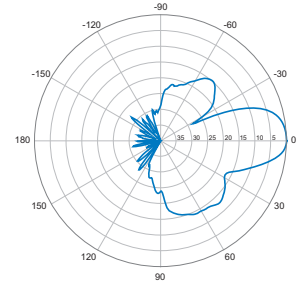
Horizontal | 2100 MHz



0° | Vertical | 1800 MHz



0° | Vertical | 1900 MHz



0° | Vertical | 2100 MHz

Quoted performance parameters are provided to offer typical or range values only and may vary as a result of normal manufacturing and operational conditions. Extreme operational conditions and/or stress on structural supports is beyond our control. Such conditions may result in damage to this product. Improvements to product may be made without notice.