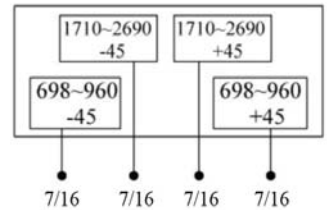



## 5825308F00

Dual Band | Panel Antenna | XX-Pol | 65° / 55° | 8.0 / 8.0 dBi | Fixed Tilt

- Dual band, XX-Pol, fixed tilt, panel antenna
- Mounting and downtilt brackets included

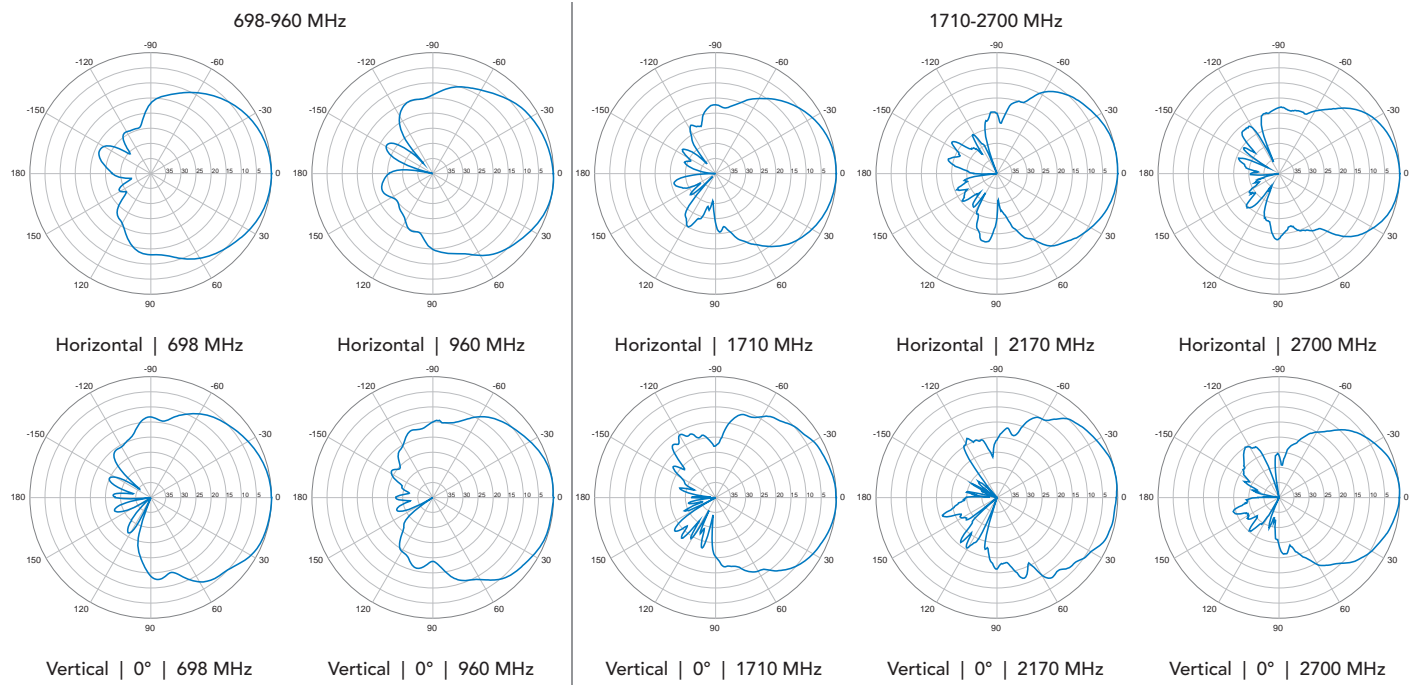
Electrical Characteristics		698-960 MHz		1710-2700 MHz	
Frequency Bands		698-806 MHz	806-960 MHz	1710-2170 MHz	2300-2700 MHz
Polarization		±45°		±45°	
Horizontal Beamwidth		68°	62°	58°	52°
Vertical Beamwidth		68°	62°	58°	52°
Gain		7.5 dBi	8.0 dBi	8.0 dBi	8.0 dBi
Electrical Downtilt		0°		0°	
Impedance		50Ω			
VSWR		≤ 1.9		≤ 1.9	
Front-to-Back Ratio		≥ 15 dB			
Isolation		≥ 25 dB			
IM3 (2x43dBm carrier)		≤ -150 dBc			
Input Power		200 W			
Total Number of Connectors		Antenna has 4 connectors located at the bottom			
Connectors Per Band, Type, Location	698-960 MHz	2 Connectors / 7/16-DIN Female / Bottom			
	1710-2700 MHz	2 Connectors / 7/16-DIN Female / Bottom			
Lightning Protection		DC Ground			
Operating Temperature		-40° to +60° C (-40° to +140° F)			
Mechanical Characteristics					
Radome Material / Color		UPVC / Grey			
Dimensions (Length x Width x Depth)		290 x 280 x 125 mm		11.4 x 11.0 x 4.9 in	
Weight without Mounting Brackets		3 kg		6.6 lbs	
Packing Dimensions (LxWxD)		400 x 375 x 160 mm		15.7 x 14.8 x 6.3 in	
Survival Wind Speed		216 km/hr		134 mph	
Mounting Options					
Attach to Pipe Diameter					
Mounting & Downtilt Bracket Kit (included)		Ø35-Ø75 mm		Ø1.4-Ø3.0 in	
Mechanical Tilt Range		0-10°			



Quoted performance parameters are provided to offer typical, peak or range values only and may vary as a result of normal testing, manufacturing and operational conditions. Extreme operational conditions and/or stress on structural supports is beyond our control. Such conditions may result in damage to this product. Improvements to products may be made without notice.

5825308F00

Dual Band | Panel Antenna | XX-Pol | 65° / 55° | 8.0 / 8.0 dBi | Fixed Tilt



Quoted performance parameters are provided to offer typical, peak or range values only and may vary as a result of normal testing, manufacturing and operational conditions. Extreme operational conditions and/or stress on structural supports is beyond our control. Such conditions may result in damage to this product. Improvements to products may be made without notice.